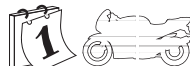
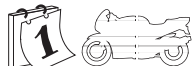
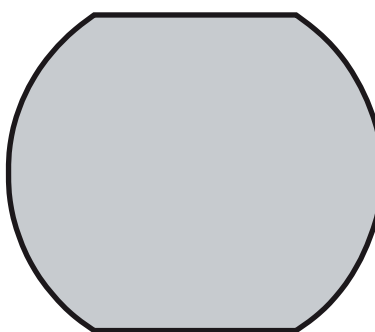





07KA01.22 51x 54,5x12,3
50,5x42,6x12,5

2



KAWASAKI

250	KH A1, 2, B4, 5	76 > 80	•
400	KH	76 > 78	•
400	KZ	74 > 77	•
400	Z B1, B2	78 > 79	•
400	Z C1	80	•
400	Z E, GL, H, H1	79	•
440	KZ	80 > 82	•
440	Z C	80 > 82	•
440	Z C, LTD	80 > 81	•
500	KH A, B	76 > 79	•

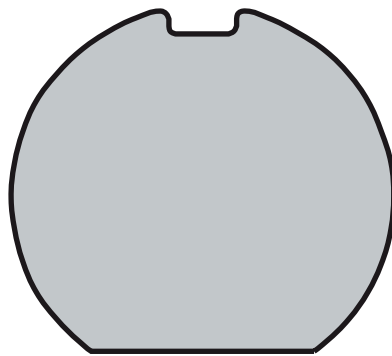

500	Z B1, B2	79 > 80	•
550	KZ A1	80	•
650	Z	77 > 79	•
650	Z B1, B2, B3	77 > 79	•
650	Z C	78 > 80	•
650	Z C1, C2, C3	78 > 79	•
650	Z D1, D1A, D2, D3	78 > 82	•
650	Z E1, F1 LTD	80	•
750	Z B1	76 > 79	•
750	Z LTD	80	•
900	KZ A4, A5	76	•

900	KZ B1, LTD	76	•
900	Z A	76 > 77	•
1000	Z A1, A2, A3, A4	77 > 80	•
1000	Z B1, B2, B3, LTD	77 > 79	•
1000	Z C1, C2, C3, C4	78 > 81	•
1000	Z D1, D2, D3, Z1R	78 > 80	•
1000	Z GL	80	•
1000	Z R	76 > 79	•
1000	Z, H1	80	•

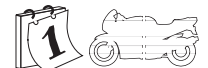
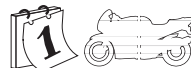
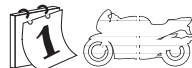




07KA02.23 51x 54,5x12,3
50,6x 45x 12,6



2



KAWASAKI

650 Z C1, C2, C3	78 > 79	•
750 Z B1	76 > 79	•

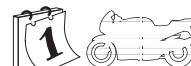
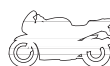
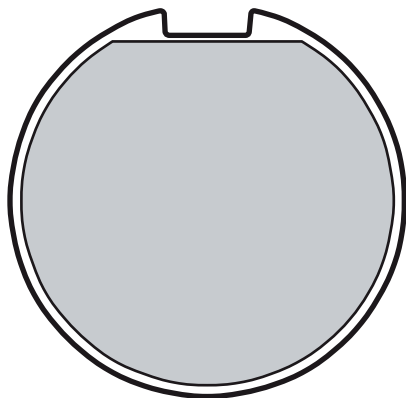
900 KZ B1, LTD	76	•
1000 Z B1, B2, B3, LTD	77 > 79	•





07KA03.28 51,6x50,7x 16
51,6x50,7x13,4

2


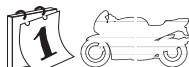
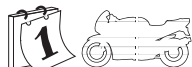


KAWASAKI

400 Z D,S 76 > 77 •



07KA04.14 51x 54,5x 11



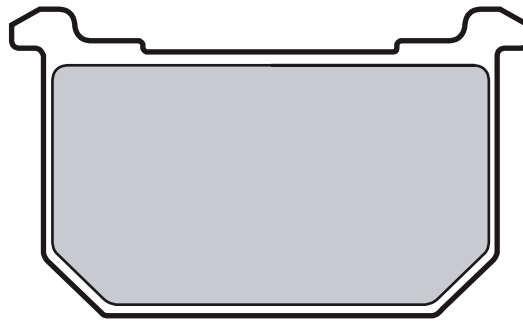
KAWASAKI

1300 Z 79 > 81 •
1300 Z A4, SPORTS 79 > 81 •
1300 Z DF1 84 •

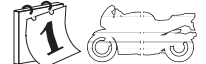
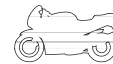
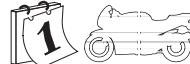
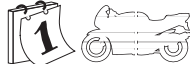




07KA05.06 67,7x 40,6x 8



2



KAWASAKI

400 GPX	83 > 84	•
400 Z J	81	•
400 Z T	83	•
440 Z H	82	•
500 Z B3	81 > 83	•
550 Z LTD	81	•
550 Z C1, C2, LTD	80 > 81	•
550 Z D1, E, GP, LTD	81	•
650 Z D4, F2, F3, F4	81 > 83	•
650 Z F	81	•

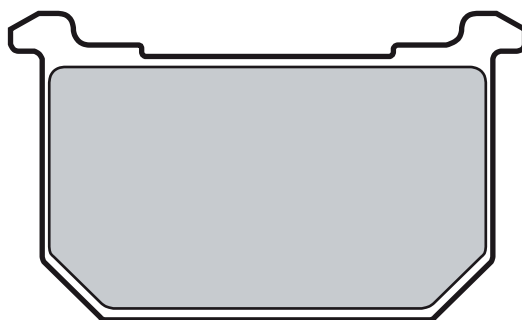
700 Z A1, A1L	83	•
750 GPZ	81 > 82	•
750 Z A1, A1L	84	•
750 Z E	80 > 81	•
750 Z H1, H2, LTD	80 > 81	•
750 Z L	80	•
750 Z LTD	82	•
750 Z Y1, LTD	82	•
1000 KZ	87 > 01	•
1000 Z F1	80	•
1000 Z J	79 > 80	•

1000 Z J	81	•
1000 Z K, CSR, M, LTD	81	•
1000 Z MK2	79	•
1000 Z P1, P2, POLICE	82 > 84	•
1100 GPZ	81	•
1100 Z A1, B1, GP	81	•
1100 Z D1, D2, SPECTRE	82 > 83	•
1100 Z L1, LTD	83	•
1100 Z ST	81	•
1300 Z A4, SPORTS	82	•





07KA06.08 67,7x 40,6x 9,5



2



KAWASAKI

250 Z	78 > 80	•
250 Z J	81	•
305 KZ	81 > 88	•
305 Z	81	•
305 Z A1, A2, B1, B2, B3	81 > 82	•
400 GPX	83 > 84	•
440 KZ	83	•
440 Z A4, A5, LTD	83	•
440 Z H	82	•
440 Z LTD	83	•
440 Z TWIN	81	•
500 Z B3	81 > 83	•
550 Z A2, C3, LTD	81 > 82	•
550 Z D1, E, GP, LTD	81	•

550 Z F1, F2, F2L	83 > 84	•
550 Z GT, LTD	82	•
550 Z M1, LTD	83	•
650 Z H1, H2, H3, CSR	81 > 82	•
700 Z A1, A1L	83	•
750 GPZ	81 > 82	•
750 Z A1, A1L	84	•
750 Z E	80 > 81	•
750 Z GT, GPZ	82	• •
750 Z H1, H2, LTD	80 > 81	•
750 Z L	80	•
750 Z L	84	• •
750 Z L3	83	• •
750 Z LTD	82	•
750 Z M1	82	•

750 Z R1	82	• •
750 Z Y1, LTD	82	•
1000 KZ	87 > 01	•
1000 Z J	79 > 80	•
1000 Z J	81	•
1000 Z K, CSR, M, LTD	81	•
1000 Z P1, P2, POLICE	82 > 84	•
1000 Z R1, R2	82	• •
1100 GPZ	81	•
1100 Z A1, B1, GP	81	•
1100 Z B2, GP	82	•
1100 Z D1, D2, SPECTRE	82 > 83	•
1100 Z L1, LTD	83	•
1300 Z A4, SPORTS	82	•

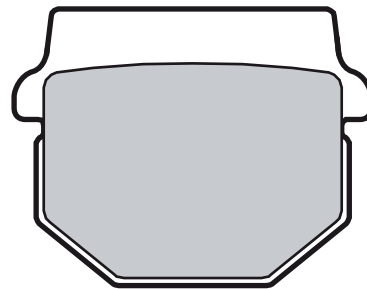
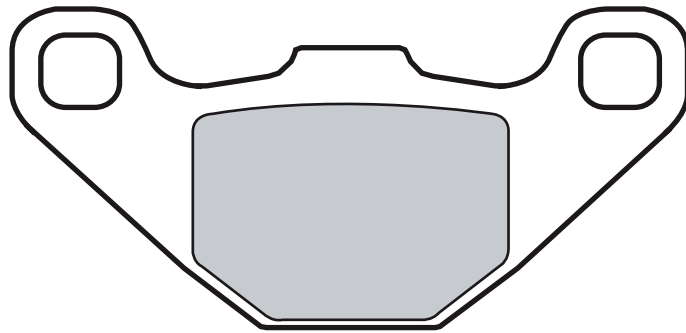




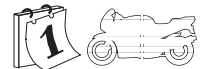
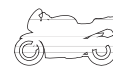
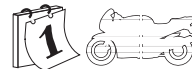
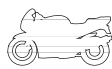
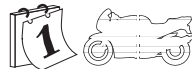

07KA07.SD 89,9x42,4x 7
47,4x 37x 9

07KA07.SX " " "

07KA07.17 " " "



2



ADLY

150	ATV	05	•	•
150	INTERCEPTOR	05	•	•
300	ATV	05	•	•

AEON

100	REVO 2	04	•
-----	--------	----	---

APRILIA

125	RX ENDURO	08	•
125	RX SUPERMOTARD	08	•

BOMBARDIER

90	DS X	08	•	•
200	Rally 2x4	03 > 04	•	
200	Rally 2x4	05 > 06	•	

CPI

250	XS Quad	06	•
-----	---------	----	---

DAELIM

250	ST Sector Quad	05 > 06	•
-----	----------------	---------	---

E-TON

250	VXL Vector, ST Vector	06	•
300	VTX Vortex, ST Vortex	07	•
300	VXL Vector, ST Vector	07	•

HERCULES

300	ATV Sport	07	•	•
-----	-----------	----	---	---

HYOSUNG

110	KR MASTER	04	•
-----	-----------	----	---

KAWASAKI

50	AR	81 > 83	•	
50	KMX	88	•	
50	KSR I	90	•	•
80	AR	81 > 83	•	
80	KD	88 > 90	•	
80	KSR II	90	•	•
80	KX E, G, H, J	84 > 87	•	
80	KX L, N, R	88 > 96	•	
100	KX	88 > 96	•	
125	KDX	90	•	
125	KMX	86	•	
125	KX	82	•	
125	ZL ELIMINATOR	97	•	
200	KMX	88 > 90	•	
250	KXT A1 Tecate	84	•	
570	KLR	88	•	

PETERSON

50	HURRICANE	95	•
50	SR	95	•
80	80 SR	95	•
80	HURRICANE	95	•

PGO

50	BIG MAX	03	•
50	X-RIDER	03	•
125	X-RIDER	03	•
150	X-RIDER	03	•

POLARIS

200	Sawtooth	06	•	•
-----	----------	----	---	---

RIEJU

50	RS2 NKD	06	•
125	RS2 NKD	06	•
125	RS2 PRO	08	•

SUZUKI

80	RM L, M, N	90 > 95	•
80	RM T	96	•
85	RM	02 > 04	•
125	UE	01	•
500	LT R	88	•

TGB

50	101 R	05	•
50	BULLET	09	•
50	RX	06	•

TM

80	JUNIOR	96 > 00	•
----	--------	---------	---

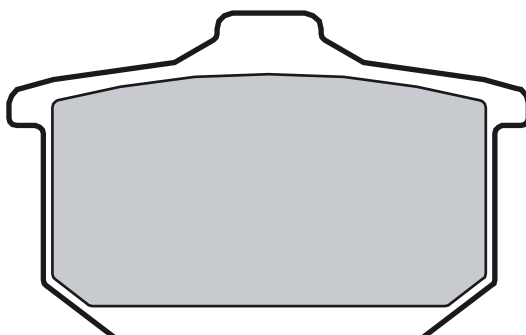
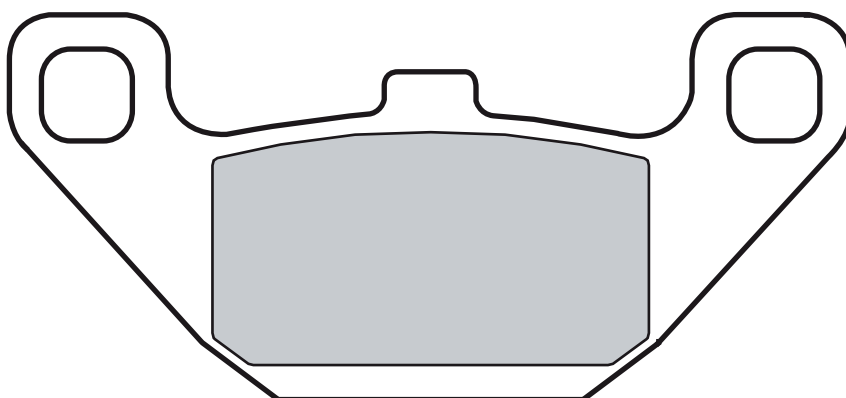




07KA08.SA 110,7x50,9x9,4
68,7x43,3x 9,8

07KA08.SP " " "

07KA08.08 " " "



HYOSUNG

300 GA 98 •

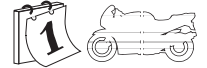
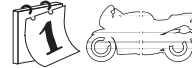

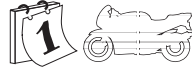
KAWASAKI

250 BR 86 •
250 CS 86 •
250 EL ELIMINATOR 88 > 94 •
250 EX R NINJA 86 > 87 • •
250 GPZ 83 •
250 GPZ R 86 • •
250 KR 85 •
250 LX ELIMINATOR 90 •
250 Z ELIMINATOR 88 •
252 EL 97 > 00 •
305 EX 83 •

305 GPZ 83 •
400 ELIMINATOR 94 •
400 EN TWIN 85 •
400 FX R 86 •
400 GPX 85 > 87 •
400 KLE VULCAN 90 •
400 Z ELIMINATOR 88 • •
400 ZX 85 •
400 ZX 86 • •
450 EN 85 > 90 •
450 Z 84 •
500 EN 90 > 98 •
500 GPZ S 87 •
500 GPZ S 88 > 92 •
550 GPZ 84 • •

550 GT 85 > 89 •
550 KZ A1, A1L 84 • •
550 Z F 85 •
550 ZX 84 • •
600 GPZ 83 • •
600 GPZ R 85 • •
600 ZL 86 •
600 ZX NINJA 85 > 87 • •
700 ZN A1, A1L 84 • •
750 GPZ 83 > 87 • •
750 GT 86 • •
750 VN TWIN 88 •
750 VN VULCAN 86 > 96 •
750 VULCAN 93 •
750 Z E1, E1L, TURBO 84 • •





750 Z ELIMINATOR	88	• •
750 Z K1, K2	83 > 84	• •
750 Z LTD, K1, TWIN	83	• •
750 ZX A1, GP, E	83 > 85	• •
800 VN	95	•
900 GPZ R	84 > 89	• •
900 Z GPR	84	• •
900 ZL ELIMINATOR	85	• •
900 ZX A1, A1L	83 > 84	• •
1000 GPZ RX	86	• •
1000 GTR	86 > 93	• •

1000 Z R NINJA	86	• •
1000 ZG CONCOUR	86	• •
1000 ZL	86	• •
1100 GPZ	87 > 94	• •
1100 Z GP	83	• •
1100 Z R, LTD	84	• •
1100 ZN B1, B1L, LTD	84	• •
1100 ZX A1, GP	83	• •
1200 ZG	87 > 96	• •
1300 Z	85	• •
1300 Z 6	85	• •

1300 ZN A1, A2, A2L	83 > 84	• •
1300 ZN VOYAGER	85	• •
1500 VN CLASSIC	97	•
1500 VN CLASSIC TOURER FI (left cal.)	00	•
1500 VN D1 VULCAN	87 > 96	• •
1500 VN SE	91	• •
1500 VN SUMO	88	• •

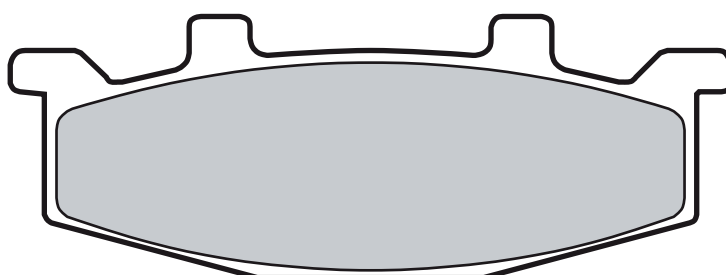
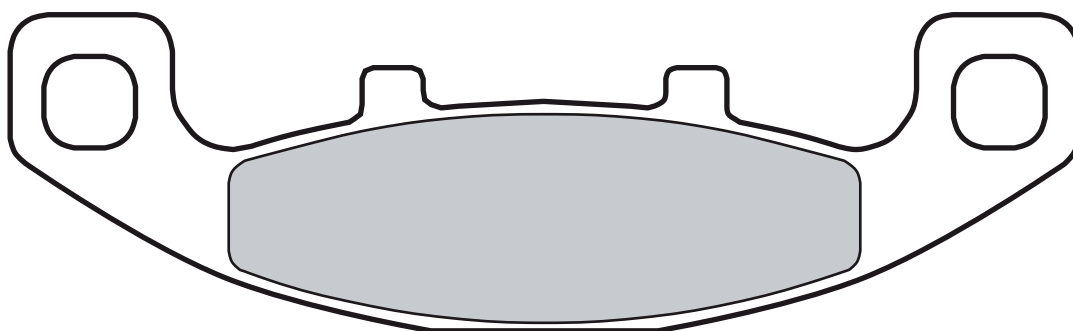




07KA09.SA 141x41,7x 8,5
95,2x34,6x 9

07KA09.SP " " "

07KA09.33 " " "



HYOSUNG

250	GT COMET	02 > 02	•
600	COMET	02	•

KAWASAKI

250	250 BALIUS	91	•
250	EX R NINJA	88 > 96	•
250	GPX R	88	•
250	ZZR R	90	•
400	ELIMINATOR	94	•
400	EX-4	95	•
400	GPX	87	•
400	GPX	89	•
400	GPZ S	88	•
400	KLE	91	•
400	LX ELIMINATOR	94	•
400	ZZ R	90	•
500	ER 5	97 > 00	•
500	EX	87 > 93	•

500	EX	94 > 96	•
500	KLE	91 > 98	•
550	ZR ZEPHYR	90 > 92	•
550	ZR ZEPHYR	93 > 95	•
600	GPX R	88 > 90	• •
600	GPZ	94	• •
600	ZL ELIMINATOR	95 > 98	•
600	ZX NINJA	88 > 95	• •
600	ZX-6	90 > 93	•
600	ZZR	90 > 92	•
650	TENGAI	89 > 91	•
750	GPX R	86 > 87	• •
750	ZEPHYR	91	• •
750	ZR ZEPHYR	91 > 95	•
750	ZR ZEPHYR (left cal.)	96	•
750	ZX 7 R	93 > 95	•
900	GPZ R	90	•
1000	GTR	94 > 97	• •
1000	GTR	98	•

1000	ZX 10	88	• •
1100	ZR ZEPHYR	92 > 96	•
1100	ZZR	90 > 93	•

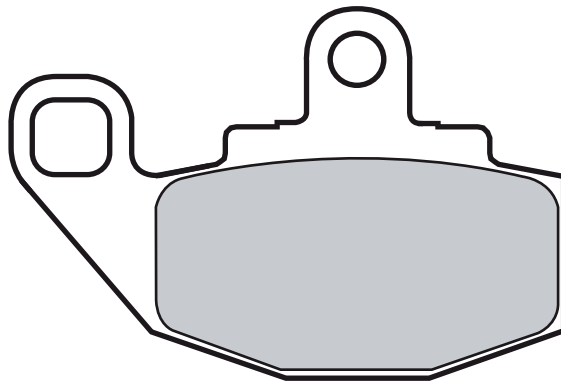
SUZUKI

50	LIDO	91	•
125	RG WOLF	92	•
200	WOLF	92	•
250	ACROSS	90	•
250	DJEBEL	93	•
250	GSF BANDIT	90 > 93	•
250	GSX S, KATANA	91	•
250	SW1	92	•
400	GSF BANDIT	91 > 92	•
450	GS	90	• •
500	GS E	89 > 96	•
800	DR S, BIG	91 > 95	•
800	VX	90 > 93	•
1100	GSX G	94 > 95	•

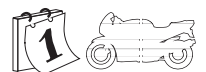
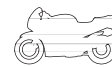
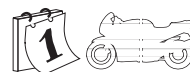
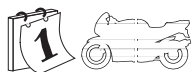
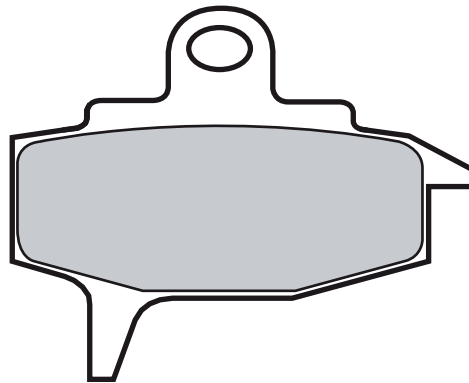




07KA10.TT 73,4x 49x 6,7
60,9x62,9x 9



2



KAWASAKI

125	KX	87 > 88	•
250	KX	87 > 88	•
500	KX	87 > 88	•
650	KLR	87 > 97	•



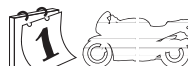
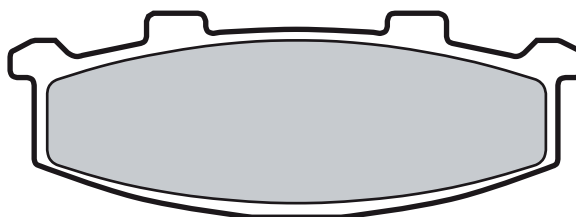
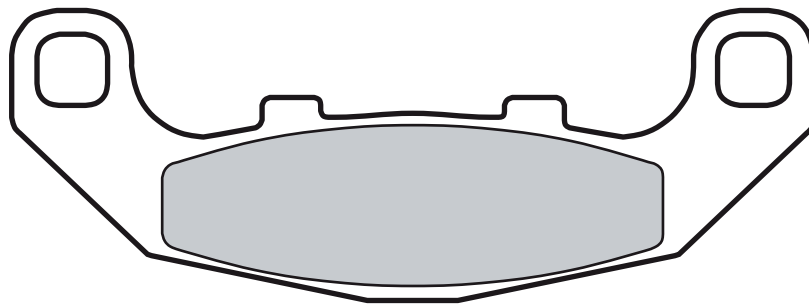


07KA11.SA 106,1x38,7x7,6
76,2x 27x 9,6

07KA11.SP " " "

07KA11.17 " " "

2



KAWASAKI

250	EX R NINJA	88 > 96	•
250	GPX R	88	•
250	KR-1	88 > 89	• •
250	KR-1 S	90	•
250	ZZR R	89	• •
400	GPX	87	•

400	GPX	89	•
400	XANTHUS	92	•
400	ZX 4	88 > 89	• •
500	EX E1-E3	94 > 96	•
500	GPZ S	97	•
550	ZR ZEPHYR	90 > 92	•
750	ZR ZEPHYR	91 > 95	•

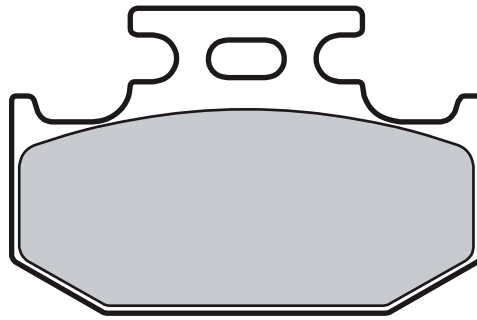
SUZUKI

250	RGV GAMMA	91 > 92	•
1100	GSX G	94 > 95	•

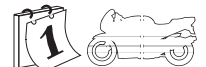
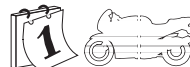




07KA12.SD	62x 40,7x 8,7
07KA12.SX	" " "
07KA12.TT	" " "



2



KAWASAKI

125 KDX	90	•
125 KX	89 > 93	•
125 KX	94	•
200 KDX	93	•
200 KDX	94 > 97	•
200 KDX SR	89 > 92	•
220 KDX	97	•
250 KDX D, SR	91 > 94	•
250 KLX	93 > 96	•
250 KX	89 > 93	•
250 KX	94	•
500 KX	89 > 93	•
500 KX	94 > 95	•
650 KLX R	93 > 96	•

SUZUKI

125 RM X	89 > 90	•
125 TS R	89	•
200 TS R	90	•
250 DR S	90 > 95	•
250 RM	89 > 90	•
250 RM	91 > 95	•
350 DR, S	92	•

YAMAHA

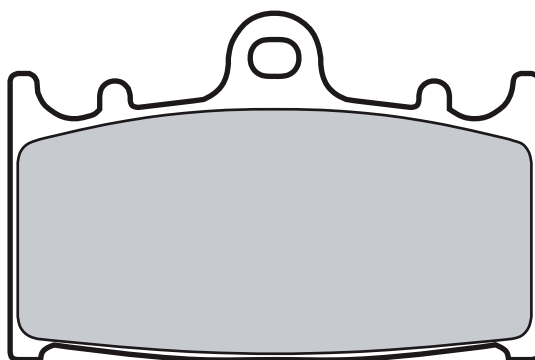
50 FZR	92	•
80 YD	89	•
125 DT X SUPERMOTARD	05	•
125 WR	91 > 97	•
125 YZ	90 > 95	•

200 DT WR	91	•
200 WR	91 > 94	•
250 TRICKER	05	•
250 TT R	93	•
250 TY Z	96	•
250 WR	90	•
250 WR	92 > 97	•
250 YZ	90 > 91	•
350 TT	95	•
500 WR	92 > 93	•
600 TT	93	•





07KA13.SA	69,7x46,2x8,1
07KA13.SC	" " "
07KA13.RC	" " "
07KA13.06	" " "



2



HUSABERG

400	FS SUPERMOTARD	01	•
450	FSC SUPERMOTARD	03	•
450	FSE SUPERMOTARD	03	•
650	FSC SUPERMOTARD	01	•
650	FSE SUPERMOTARD	01	•

KAWASAKI

250	KR-1 S	90	•
400	ZX 4	90	•
400	ZX R	89 > 90	•
400	ZZ R	90	•
500	GPZ S	93 > 94	•
600	GPZ R, NINJA	89 > 93	•
600	ZX-6	90 > 93	•
600	ZX-6R	93 > 97	•
600	ZZR	90 > 92	•
600	ZZR	93	•
750	ZX 7 R	93 > 95	•
750	ZX-7 NINJA	89 > 94	•
750	ZXR	89 > 92	•

750	ZXR R	93 > 95	•
900	GPZ R	90	•
900	ZX-9R	94 > 95	•
1100	ZR ZEPHYR	92 > 96	•
1100	ZX 11 R	93 > 96	•
1100	ZZR	90 > 93	•
1100	ZZR	94 > 01	•
1200	ZRX, R, S	04	•
1200	ZZR	02	•
1700	VN 1700 VOYAGER	09	•
2000	VN, VN VULCAN	04	•

SUZUKI

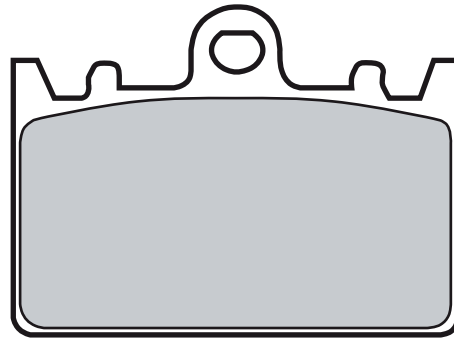
125	RG	92	•
125	RG F, GAMMA	92	•
200	RG GAMMA	91	•
250	COBRA	90	•
250	GSX-R S	89	•
250	RGV GAMMA	91 > 92	•
250	RGV GAMMA	93	•
250	RGV K	89 > 90	•

250	TV J	88	•
350	GOOSE	92	•
400	GSF BANDIT	93	•
400	GSX S, KATANA	92	•
400	GSX-R	88 > 89	•
400	SE	92	•
600	GSR	06	•
600	GSX-R V/W	97 > 03	•
650	GSF ABS	07	•
650	GSF S ABS	07	•
650	GSX F	08	•
750	GSX-R R	00 > 03	•
1000	SV	03	•
1000	SV S	03	•
1000	TL S	97	•
1250	GSF ABS	07	•
1250	GSF S ABS	07	•

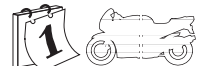
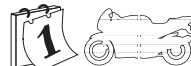
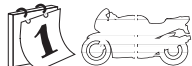




07KA14.SA	58,9x43,6x7,9
07KA14.SC	" " "
07KA14.06	" " "



2



KAWASAKI

400 ZXR R 91 > 02 •

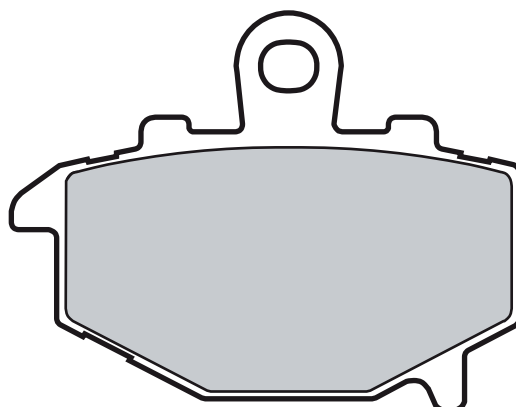
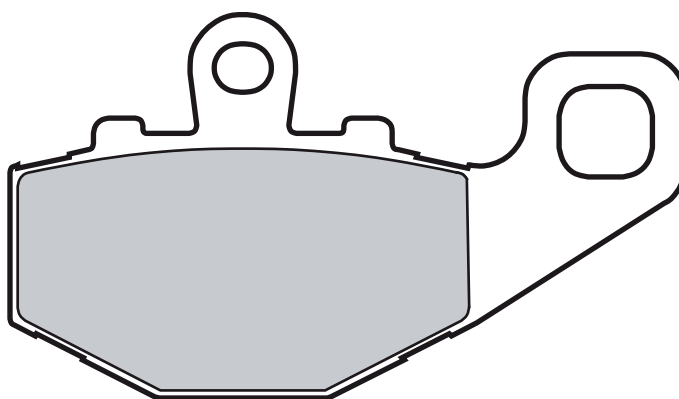




07KA16.SP 89,5x51,2x 8,9
68x 52,6x 9,9

07KA16.17 " " "

2



KAWASAKI

550	ZR ZEPHYR	93 > 95	•
600	NINJA ZX-6R		•
600	ZX-6R	03 > 04	•
600	ZX-6R	07	•
600	ZX-6R	93 > 97	•
600	ZX-6R	98 > 02	•
600	ZX-6RR	05 > 06	•
600	ZZR	93	•
636	ZX-6R	05 > 06	•
636	ZX-6RR	02	•

636	ZX-6RR	03 > 04	•
650	ER-6F LEFT/REAR	09	•
650	ER-6f (left caliper)	06	•
650	ER-6n (left caliper)	06	•
650	ER-SN 650 LEFT/REAR	09	•
650	R NINJA (left caliper)	06	•
650	Versys (left cal.)	07	•
750	Z 750 (left caliper)	04 > 06	•
750	Z 750 S (left caliper)	04	•
900	ZX-9R	02	•
900	ZX-9R	94 > 95	•

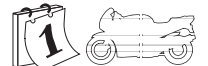
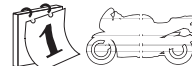

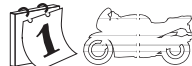
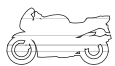
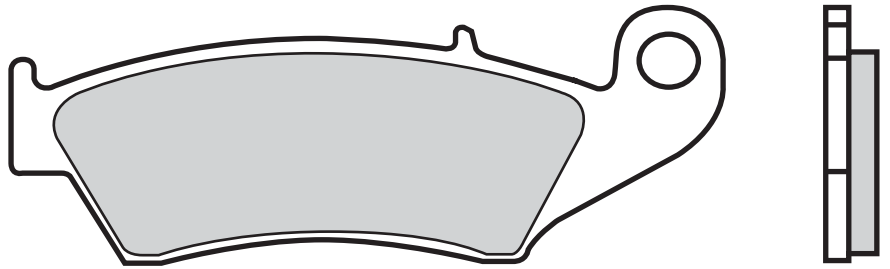
900	ZX-9R	96 > 97	•
900	ZX-9R	98	•
900	ZX-9R	99 > 01	•
1000	GTR	98	•
1000	Z	03 > 06	•
1000	ZX 10 R	04 > 07	•
1000	ZX 10 R	08	•
1100	GPZ (left caliper)	95 > 96	•
1100	GPZ (left caliper) ABS	97	•
1100	ZEPHYR (left caliper)	97	•
1100	ZR ZEPHYR (left caliper)	97	•





07KA17.SD	94,2x34,2x7,2
07KA17.SX	" " "
07KA17.TT	" " "
07KA17.05	" " "

2



APRILIA

450 MX V	09	•
450 RXV	06	•
550 RXV	06	•

BETA

250 RR ENDURO	05	•
400 RR ENDURO	05	•
450 RR ENDURO	05	•
525 RR ENDURO	05	•

FANTIC MOTOR

50 MX Regolarità Casa	08	•
50 MX Regolarità Compe.	08	•
50 SUPERSEI MOTARD	08	•
65 MX Regolarità Compe.	08	•
85 MX Regolarità Compe.	08	•
125 MX Regolarità Casa	08	•
125 SUPERSEI MOTARD	08	•

GAS GAS

125 EC	00	•
125 MC	03	•

200 EC	00	•
200 HOBBY	07	•
250 EC	00	•
250 MC	00	•
300 EC	00	•
400 EC	02	•
400 PAMPERA	06	•
450 EC	03	•
450 FSE EC	03	•
450 FSR	07	•
500 FSE EC	06	•
515 FSR	08	•

HM

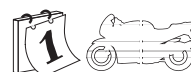
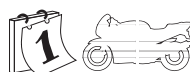
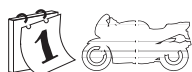
125 CR SUPERMOTARD	04	•
125 CRE ENDURO	95 > 01	•
125 CRE R ENDURO	02	•
125 CRE SUPERMOTARD	03	•
125 SUPERMOTARD	00	•
250 CRE ENDURO	95 > 01	•
250 CRE F ENDURO	04	•
250 CRE R ENDURO	02	•
250 CRE SUPERMOTARD	03	•

250 CRE SUPERMOTARD	04	•
250 CRE X ENDURO	04	•
250 CRF X SUPERMOTARD	04	•
250 SUPERMOTARD	00	•
450 CRE F ENDURO	02	•
450 CRE X ENDURO	04	•
450 CRF F SUPERMOTARD	04	•
450 CRF SUPERMOTARD	02	•
450 CRF X SUPERMOTARD	04	•

HONDA

125 CR R, E	02	•
125 CR RK	95 > 01	•
150 CRF	03	•
200 CTX	04	•
230 CRF	04	•
230 SL	97	•
250 CR E	02	•
250 CR R	02	•
250 CR R	95 > 01	•
250 CRE F	04	•
250 CRE X	04	•
250 CRF R	04	•





2

250	XLR R, SPL	94	•
250	XR R, L, S	94	•
400	XR	96	•
400	XR SUPERMOTARD	00	•
440	XR R	00	•
450	CRE F	02	•
450	CRF X	05	•
450	CRF, E	02	•
450	CRF450R	09	•
450	TRX X	04	•
500	CR	95 > 01	•
600	XL V TRANSALP	97 > 99	•
600	XR R	93	•
650	XLV TRANSALP	00	•
650	XR L	93	•
650	XR R	00	•
700	TRX XX	08	•
750	XRV AFRICA TWIN	93	•

KAWASAKI

125	KX	94	•
125	KX	95	•
200	KDX	94 > 97	•
220	KDX	97	•
250	KLX	93 > 96	•

250	KLX	98	•
250	KX	94	•
250	KX	95	•
250	KX-F	04	•
300	KLX R	97	•
400	KLX R/SR	03	•
450	KLX R	07	•
450	KX 450 F	09	•
450	KX-F	06	•
500	KX	94 > 95	•
500	KX	96	•
650	KLX R	93 > 96	•
650	KLX R	96 > 98	•

SUZUKI

125	DR SM	08	•
125	RM T	96 > 05	•
250	DR Z	01	•
250	RM T	96 > 05	•
250	RM Z	04	•
250	RMX	99	•
250	RMX T	96 > 98	•
350	DR V, M, X	97	•
400	DR-Z S/E	00 > 04	•
400	DR-Z SM	05	•

450	RM-Z	05	•
450	RM-Z Efi	08	•
650	DR SE T-W	96 > 98	•

YAMAHA

125	WR	98	•
125	YZ	03 > 07	•
125	YZ	98 > 02	•
250	WR	98 > 02	•
250	WR F	01 > 02	•
250	WR F	03	•
250	WR R	08	•
250	YZ	03 > 07	•
250	YZ	98 > 02	•
250	YZ F	01 > 02	•
250	YZ F	03 > 06	•
400	WR F	98	•
400	WR F	99 > 00	•
400	YZ F	98	•
400	YZ F	99 > 02	•
426	WR F	01 > 02	•
426	YZ F	00 > 02	•
450	WR F	03	•
450	YZ F	03 > 07	•






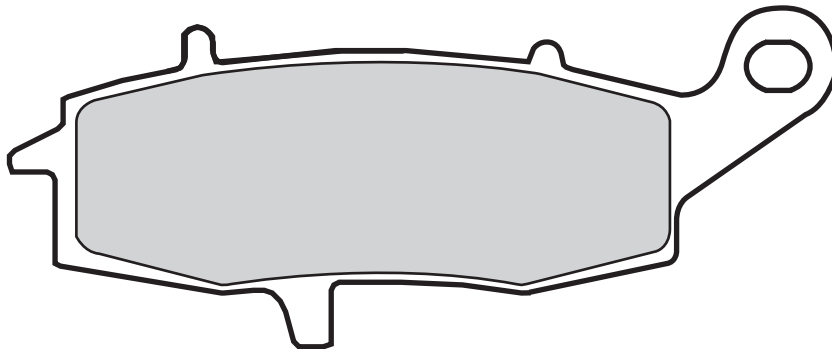
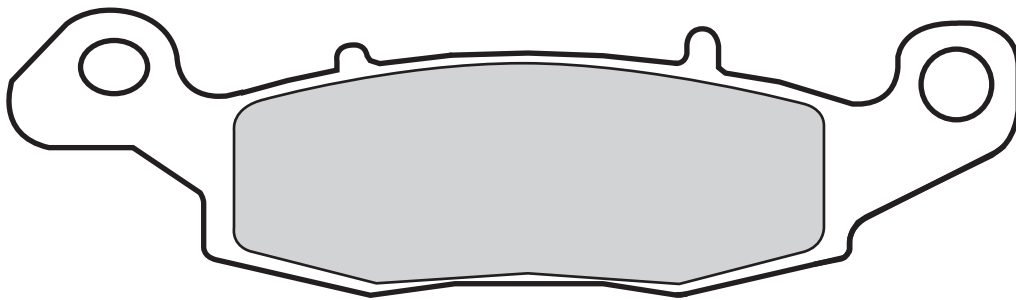
07KA18.SA 133,5x37,4x8,3
109,2x44,4x8,3

07KA18.SP " " "

07KA18.SC " " "

07KA18.07 " " "

2



KAWASAKI

650 ER-6F RIGHT	09	•
650 ER-6f (right caliper)	06	•
650 ER-6n (right caliper)	06	•
650 ER-SN RIGHT	09	•
650 R NINJA (right caliper)	06	•
650 Versys (right cal.)	07	•
650 W	99	•
750 Z 750 (right caliper)	04 > 06	•
750 Z 750 S (right caliper)	04	•
750 ZR 7 (right caliper)	99	• •
750 ZR 7S (right caliper)	01	• •
750 ZR ZEPHYR (right cal.)	96	•
800 VN	96 > 97	•
800 VN DRIFTER	99 > 02	•
900 VN CLASSIC	06	•
900 VN CUSTOM	07	•

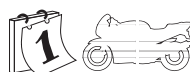
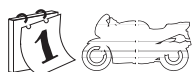
1000 KLV (right caliper)	04	•
1100 GPZ (right caliper)	95 > 96	•
1100 GPZ (right caliper) ABS	97	•
1100 ZEPHYR (right caliper)	97	•
1100 ZR ZEPHYR (right caliper)	97	•
1500 VN	02	•
1500 VN CLASSIC FI	00	•
1500 VN CLASSIC TOURER (left cal.)	98	•
1500 VN CLASSIC TOURER (right cal.)	98	•
1500 VN CLASSIC TOURER FI (right cal.)	00	•
1500 VN DRIFTER	99	•
1500 VN MEAN STREAK	02 > 03	•
1500 VN NOMAD LEFT/REAR	00	•
1500 VN NOMAD RIGHT	00	•
1600 VN	04	•
1600 VN CLASSIC (left cal.)	03	•
1600 VN CLASSIC (right cal.)	03	•

1600 VN CLASSIC TOURER	05	•
1600 VN MEAN STREAK	04	•
1600 VN MEAN STREAK	05	•
1700 VN 1700 CLASSIC LEFT / REAR	09	•
1700 VN 1700 CLASSIC RIGHT	09	•
1700 VN 1700 CLASSIC TOURER LEFT/REAR	09	•
1700 VN 1700 CLASSIC TOURER RIGHT	09	•
1700 VN 1700 VOYAGER	09	•
2000 VN, VN VULCAN	04	•

SUZUKI

500 GS	04	•
500 GS E	96 > 03	•
500 GS F	04	•
600 GSF BANDIT/S (right caliper)	00 > 04	•
600 GSX BANDIT (right caliper)	00	•
600 GSX FW (right caliper)	98	•





2

650	BANDIT (right caliper)	05	•	800	VL INTRUDER	01 > 04	•	1600	VZ MARAUDER	04	•
650	BANDIT S (right caliper)	05	•	800	VZ MARAUDER	97 > 04	•	1800	C R Intruder	08	•
650	GLADIUS 650 RIGHT	09	•	1000	DL V-STROM (right caliper)	02	•	1800	M 109 R	06	•
650	SV (right caliper)	03 > 08	•	1100	GSX G (right caliper)	96	•	1800	M R INTRUDER	06	•
650	SV S (right caliper)	99 > 02	•	1500	C INTRUDER (right caliper)	05	•	1800	M R2 INTRUDER	08	•
650	V STROM (right caliper)	04	•	1500	INTRUDER M LEFT/REAR	09	•				
650	XF FREEWIND	97	•	1500	VL INTRUDER (right caliper)	02	•				
750	GSX FW (right caliper)	98 > 02	•	1600	M INTRUDER	05	•				
800	INTRUDER M, C	05	•	1600	M95 BOULEVARD	05	•				

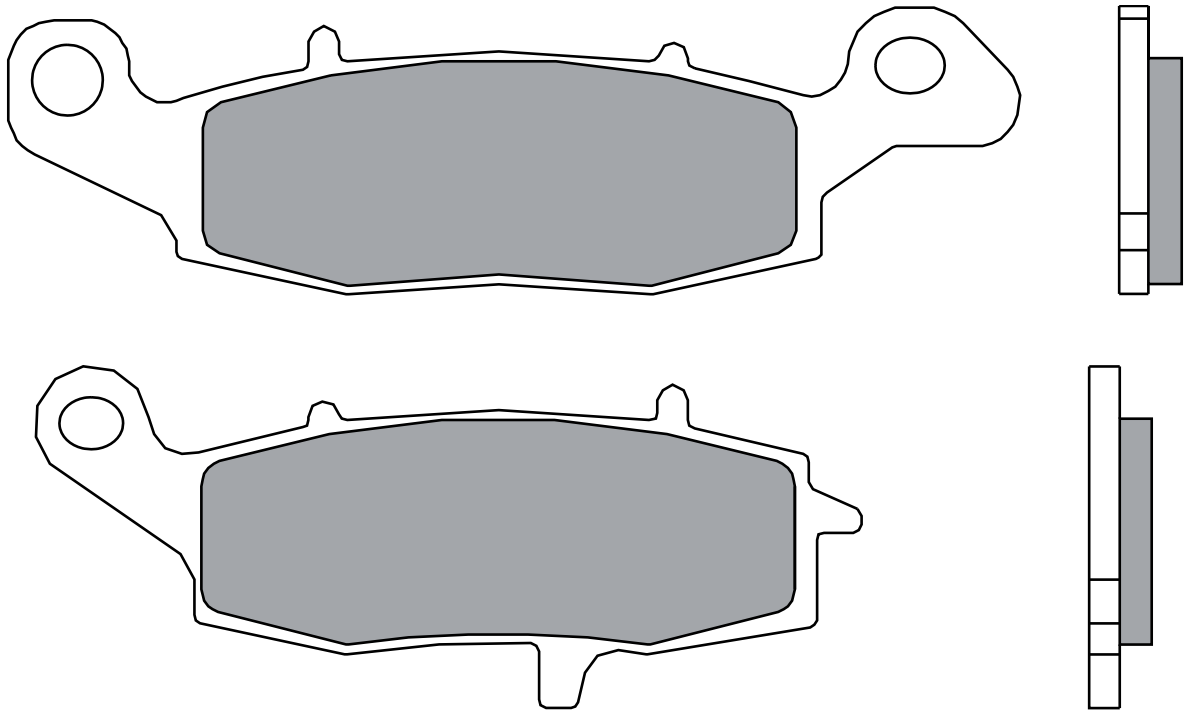




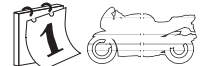
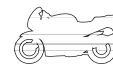
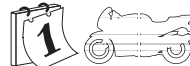
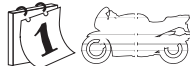

07KA19.SA 133,5x37,4x8,3
109,2x44,4x8,3

07KA19.SC " " "

07KA19.07 " " "



2



KAWASAKI

500	ER 5	01	•
650	ER-6F LEFT/REAR	09	•
650	ER-6f (left caliper)	06	•
650	ER-6n (left caliper)	06	•
650	ER-SN 650 LEFT/REAR	09	•
650	KLR	95 > 95	•
650	KLR C1	98	•
650	R NINJA (left caliper)	06	•
650	Versys (left cal.)	07	•
750	Z 750 (left caliper)	04 > 06	•
750	Z 750 S (left caliper)	04	•
750	ZR 7 (left caliper)	99	•
750	ZR 7S (left caliper)	01	•
750	ZR ZEPHYR (left cal.)	96	•
750	ZX-7 R	96	•
800	VN CLASSIC	98	•
800	VN DRIFTER	99 > 02	•
900	VN CLASSIC	06	•

900	VN CUSTOM	07	•
1000	KL V (left caliper)	04	•
1100	GPZ (left caliper)	95 > 96	•
1100	GPZ (left caliper) ABS	97	•
1100	ZEPHYR (left caliper)	97	•
1100	ZR ZEPHYR (left caliper)	97	•
1500	VN CLASSIC	97	•
1500	VN CLASSIC FI	00	•
1500	VN CLASSIC TOURER (left cal.)	98	•
1500	VN CLASSIC TOURER FI (left cal.)	00	•
1500	VN DRIFTER	99	•
1500	VN NOMAD LEFT/REAR	00	•
1600	VN CLASSIC (left cal.)	03	•
1700	VN 1700 CLASSIC LEFT / REAR	09	•
1700	VN 1700 CLASSIC TOURER LEFT/REAR	09	•

SUZUKI

125	VAN VAN	03	•
250	GSF BANDIT	95	•

400	GSF BANDIT	94	•
600	GSF BANDIT/S (left caliper)	00 > 04	•
600	GSX BANDIT (left caliper)	00	•
600	GSX FW (left caliper)	98	•
650	BANDIT (left caliper)	05	•
650	BANDIT S (left caliper)	05	•
650	GLADIUS 650 LEFT/REAR	09	•
650	SV (left caliper)	03 > 08	•
650	SV S (left caliper)	99 > 02	•
650	V STROM (left caliper)	04	•
750	GSX FW (left caliper)	98 > 02	•
800	DR ST Big	96	•
1000	DL V-STROM (left caliper)	02	•
1100	GSX G (left caliper)	96	•
1500	C INTRUDER (left caliper)	05	•
1500	INTRUDER M LEFT/REAR	09	•
1500	INTRUDER M RIGHT	09	•
1500	VL INTRUDER (left caliper)	02	•





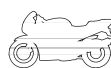

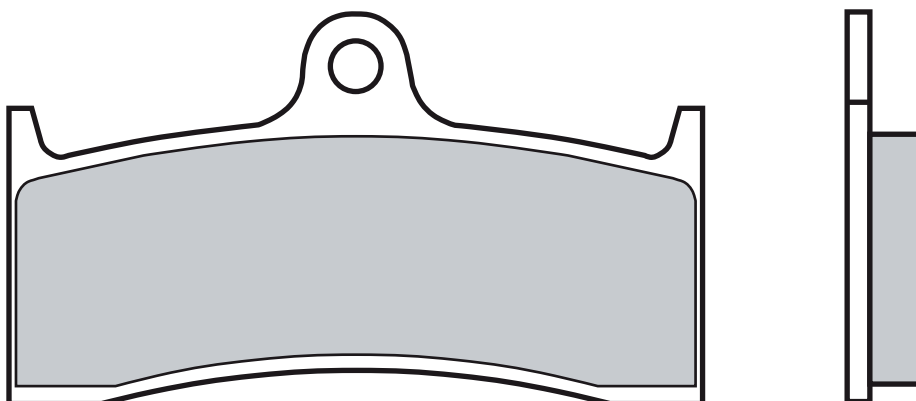
07KA20.SA 91,6x51,4x8,2

07KA20.SC " " "

07KA20.RC " " "

07KA20.09 " " "

2



BUELL

1200 M2	98 > 02	•
1200 RS X1	98	•
1200 S1 LIGHTNING	98 > 02	•
1200 S1 WHITELIGHTWING	98 > 02	•
1200 S3 THUNDERBOLT	98 > 02	•

HONDA

1300 CB SF	98	•
------------	----	---

KAWASAKI

750 ZX-7 RR	96 > 02	•
900 ZX-9R	98	•

MV AGUSTA

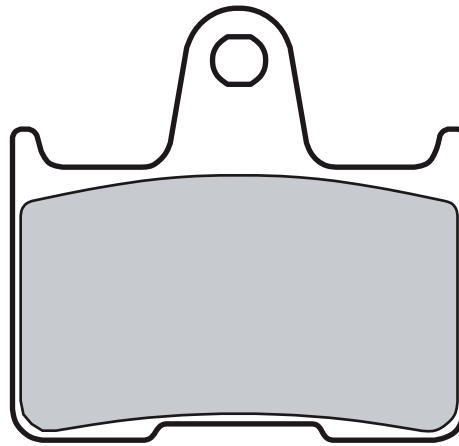
750 BRUTALE	03	•
750 BRUTALE AMERICA	04	•
750 BRUTALE GLADIO	05	•
750 BRUTALE MAMBA	05	•
750 BRUTALE ORO	02	•
750 BRUTALE S	02	•
750 F4	00 > 04	•
750 F4 AGO	03	•
750 F4 SPR	03	•
910 BRUTALE S	04	•
1000 F4 CORSE	05	•
1000 F4 MAMBA	03	•

1000 F4 S, 1+1	04	•
1000 F4 TAMBURINI	04	•

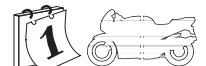
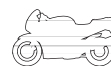
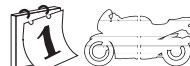
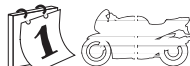




07KA21.SP	59,7x57,1x 8
07KA21.07	" " "



2



HONDA

1300 CB R	02	•
1300 CB SF	98	•
1300 CB X-4	97	•

KAWASAKI

750 ZX-7 RR	96 > 02	•
-------------	---------	---

1400 GTR	07	•
1400 ZZR	06	•

MZ

1000 (MUZ) SFX	07	•
1000 (MUZ) ST	07	•
1000 MUZ S	03	•


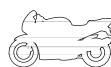
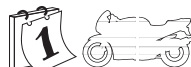
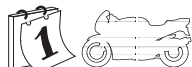
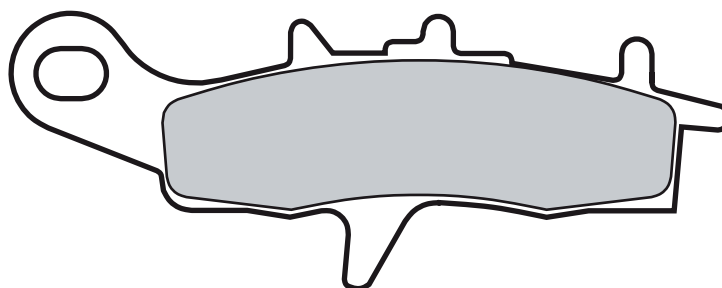
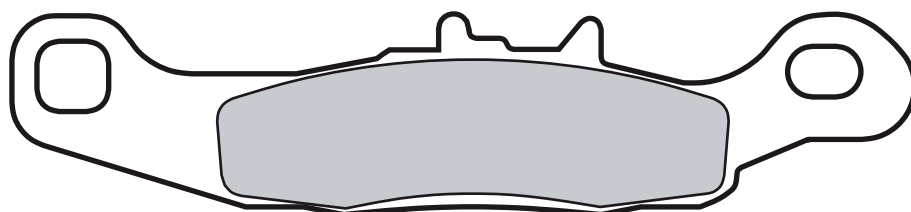
1000 MUZ SF, SN	05	•
1000 MUZ SFX, ST	07	•





07KA22.SD 119,5x26,4x7,3
94,5x36,2x 7,3

07KA22.SX " " "



KAWASAKI

80	KX R7, T7, W1, W2, Y1, Y2 97 > 00	•
85	KX, II	01 •
100	KX	97 •
250	KL SUPER SHERPA	00 •

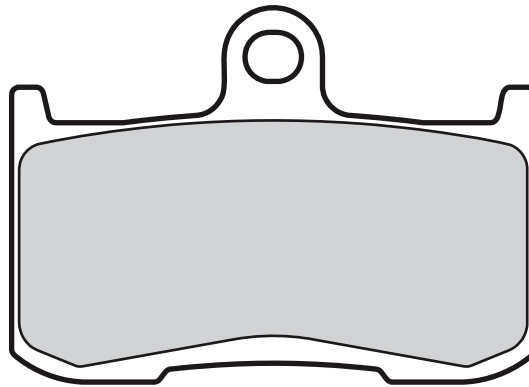
SUZUKI

85	RM	05 •
100	RM	03 •

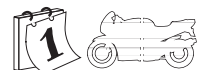
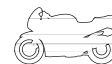
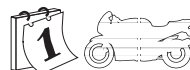
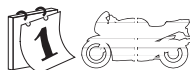




07KA23.SA	69,2x49,5x 7
07KA23.SC	" " "
07KA23.RC	" " "
07KA23.05	" " "



2



KAWASAKI

900 ZX-9R	02	•
1000 Z	03 > 06	•

SUZUKI

1340 B-KING	08	•
-------------	----	---

TRIUMPH

675 DAYTONA	06 > 08	•
675 STREET TRIPLE R675	09	•
1050 SPEED TRIPLE	05 > 07	•
1050 TIGER	07	•
1050 TIGER SE	09	•


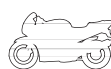
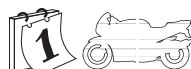
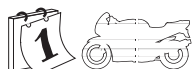
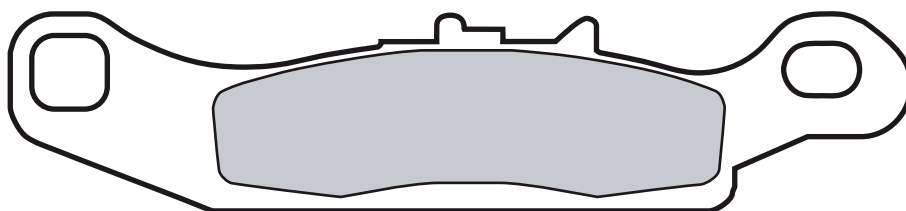
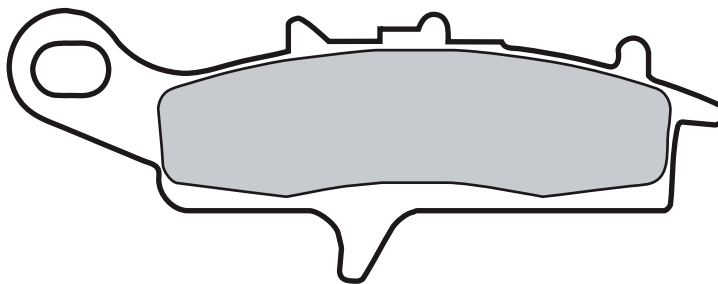




07KA24.SD 94,4x35,8x 7,4
119,1x26x 7,1

07KA24.SX " " "

2



KAWASAKI

450	KFX (right cal.)	07	•
650	KVX (right cal.)	01 > 03	•
700	KFX V-FORCE (right cal.)	04	•
700	KSV V-FORCE (right cal.)	04	•

700	KVF PRAIRIE (right cal.)	04	•
700	KVX (right cal.)	04	•

SUZUKI

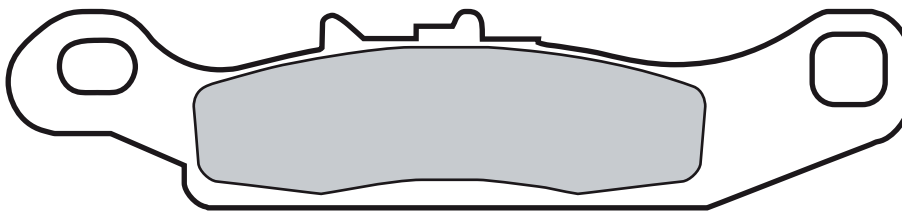
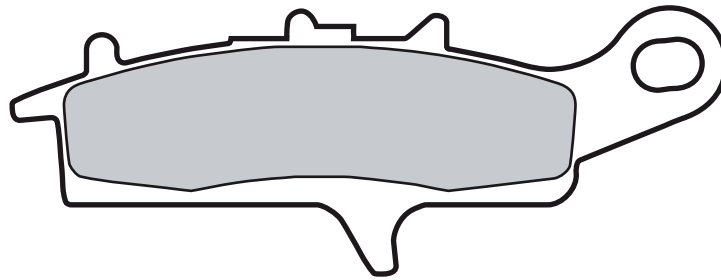
700	LT-V Quadrunner Twin Peaks (right cal.)	04	•
-----	---	----	---



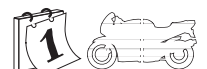
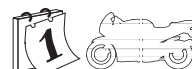
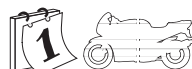


07KA25.SD 94,4x35,8x 7,4
119,1x26x 7,1

07KA25.SX " " "



2



KAWASAKI

450	KFX (left cal. + rear cal.)	07	•
650	KVX (left cal.)	01 > 03	•
700	KFX V-FORCE (left cal.)	04	•
700	KSV V-FORCE (left cal.)	04	•

700	KVF PRAIRIE (left cal.)	04	•
700	KVX (left cal.)	04	•

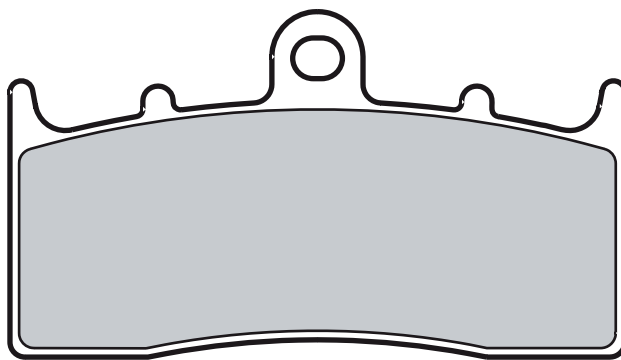
SUZUKI

700	[I-V] Quadrunner Twin Peaks (left cal.)	04	•
-----	---	----	---

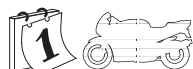




07KA26.SA 81x 45,9x 7,7



2



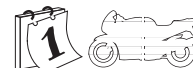
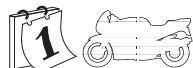

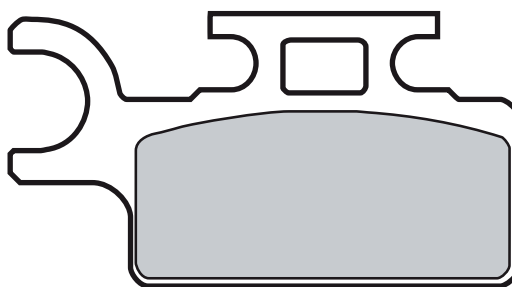
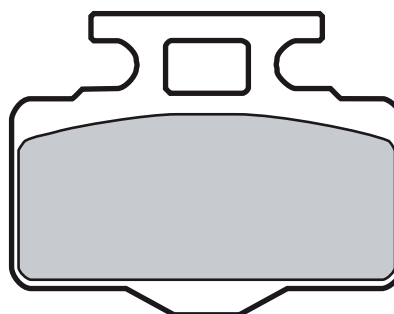
KAWASAKI

400 ZRX 98 •



07KA27.SD 51,6x39,9x 7,6
67,5x36,5x 7,6

07KA27.SX " " "



KAWASAKI

65 KX 00 •

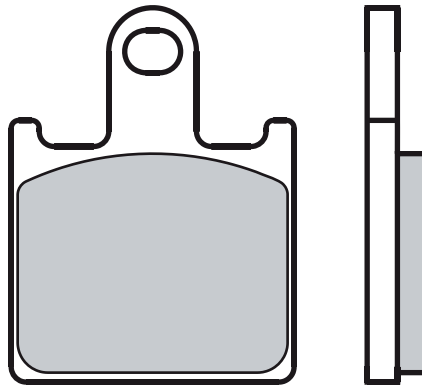
SUZUKI

65 RM 03 •

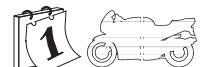
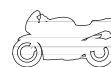
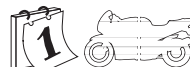
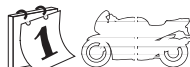




07KA28.SA	37,4x49,5x7,8
07KA28.SC	" " "
07KA28.RC	" " "



2



KAWASAKI

600 NINJA ZX-6R	09	•
600 ZX-6R		•
1000 Z	07	•
1400 GTR	07	•

1400 ZZR	06	•
----------	----	---

SUZUKI


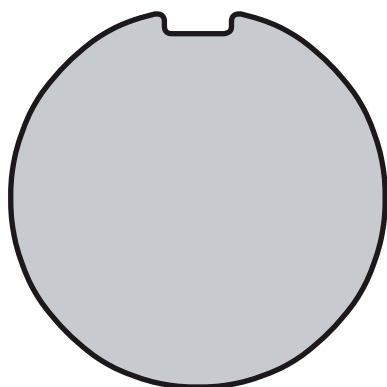
1300 B-KING	07	•
-------------	----	---





07KS01.24 50,3x50,3x12,5
49,5x49,5x 10

2



KAWASAKI

750	Z H2, H2A	72 > 73	•
900	Z Z1, Z11A, Z1B	73 > 75	•
	S3, S3A	74 > 75	•

SUZUKI

50	RM M, A	75 > 76	•
----	---------	---------	---

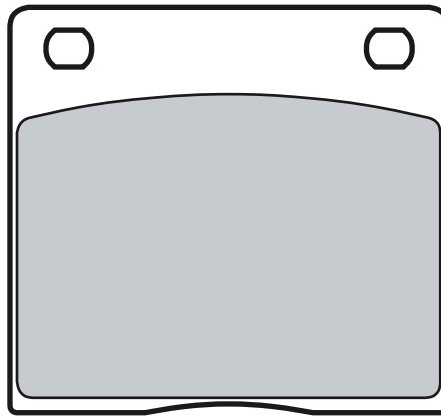
100	GT	78	•
125	GT A, B, C, L, M	75 > 78	•
185	GT	75 > 77	•
185	RG	75 > 77	•
250	GT	73 > 77	•
380	GT A, B, K, L, M	73 > 77	•
500	GT A, B	75 > 77	•

550	GT A, K, L, M	73 > 77	•
750	GT A, K, L, M	73 > 77	•
	RE 5 M, A	75	•

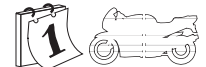
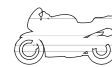
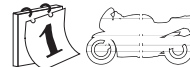

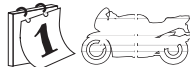




07KS02.07 58,1x 53,9x 9



2



KAWASAKI

500	Z B1, B2	79 > 80	•
650	Z D1, D1A, D2, D3	78 > 82	•
1000	Z A1, A2, A3, A4	77 > 80	•
1000	Z C1, C2, C3, C4	78 > 81	•
1000	Z D1, D2, D3, Z1R	78 > 80	•
1000	Z F1	80	•
1000	Z MK2	79	•
1000	Z R	76 > 79	•
1000	Z, H1	80	•
1100	Z ST	81	•
1300	Z	79 > 81	•
1300	Z DF1	84	•

SUZUKI

250	GSX E, ET	80 > 81	•
250	GSX S	86	•
400	GSX ET, X, ST, SX	80	•
400	GSX F	81	•
400	GSX FOUR	81	•
400	GSX FWS	86	•
400	GSX FX	81 > 82	•
450	GS S	86	•
500	GS MX	81	•
550	GS DB	77 > 78	•
550	GS E	78 > 79	•
550	GS E, L, T, LX, LT, TX	80	•

550	GS EC	78	•
550	GS EM	81 > 84	•
550	GS EN, LN	79	•
550	GS ET, LT	80 > 81	•
550	GS LZ, MZ	82	•
550	GS ME, KATANA	81	•
650	GR E	83	•
650	GS EX, GLX, X, GX	81	•
650	GS EZ, GZ, GLZ	82	•
650	GS GD,G, MD,KATANA	83	•
650	GS GT	81	•
650	GS L	81	•
650	GS TURBO, XN	83	•
750	GS	76 > 77	•
750	GS B, C, EC	77	•
750	GS DB, EX, EN	77	•
750	GS ED, ESD	83	•
750	GS ET, LT, T	80	•
750	GS EX, LX, X	81	•
750	GS KATANA	85	•
750	GS L, N, LN	79	•
750	GS SD	83	•
750	GSX E	82 > 83	•
750	GSX E, EF, ET, EZ, EX, L, LT, LX	80 > 82	•
750	GSX ES	83	•
750	GSX ES, EF, STS	86	•
750	GSX S	86	•


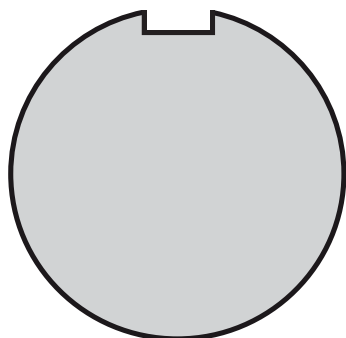
750	GSX S, KATANA	82	•
750	GSX S, KATANA	86	•
850	GS E, G, GT, GX, GLX, L	80	•
850	GS GD, GLD, TD	83	•
850	GS GL, GLT	81	•
850	GS GN, EN, GT	79	•
850	GS GZ, GLZ	82	•
850	GSX G	83	•
850	XN TURBO	82	•
1000	GS G, GLT, LT	80	•
1000	GS N, EN, HN, LN, SN	79	•
1000	GS S, HC, EC, EN	78	•
1000	GSX E, EZ, GKZ, S, SZ, X, KATANA	82	•
1000	GSX S, KATANA	82	•
1100	GS ED, ESD, GD, GKD, GLD, SD	83	•
1100	GS ET, L, LT, ST, T	79 > 80	•
1100	GS EX, LX, TX, X	81	•
1100	GS G	86	•
1100	GS GD, GKZ, GLD, GLZ, GZ	82 > 83	•
1100	GSX E, L	79	•
1100	GSX E, S	82	•
1100	GSX ES	82	•
1100	GSX ET	79	•
1100	GSX Z, ESD	86	•
1100	GT ET, T, LT, ST	80	•
1200	GV GLG MADURA	86	•
1400	GV CAVALCADE	85	•





07KS03.21 44,5x43,8x12,2
43,4x43,4x 9,5

2



KAWASAKI

125 KH	77 > 80	•
200 KZ	78 > 79	•
200 Z	77 > 81	•

SUZUKI

50 AC DX	81	•
----------	----	---

50 AC RG, RZ, Z1	79	•
50 GT K	81	•
50 GT K, KB	77	•
50 X1	79	•
50 ZR K	79	•



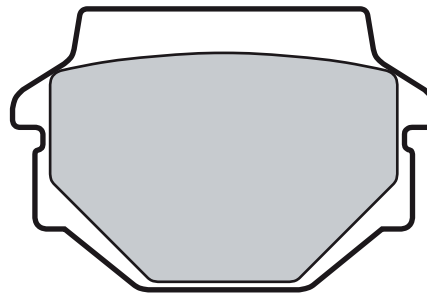
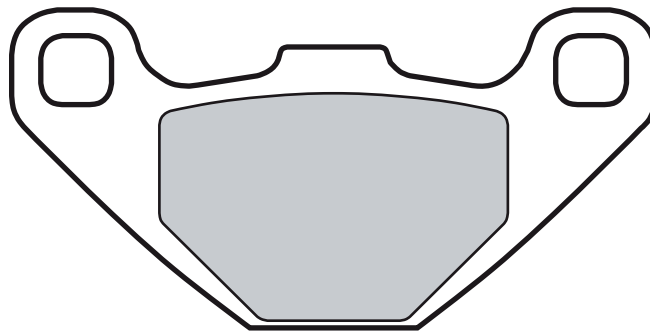


07KS04.SD 84,9x42,4x 7,5
55,8x 37x 9,8

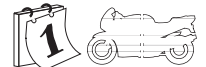
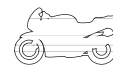
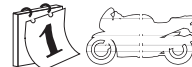
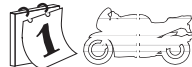
07KS04.SX " " "

07KS04.TT " " "

07KS04.32 " " "



2



BOMBARDIER

200 Rally 2x4 05 > 06 •

KAWASAKI

100	KH GH, EX	83	•
125	AR	82	•
125	KE	86	•
125	KH	82 > 83	•
125	KMX	86	•
125	KMX	87 > 90	•
125	KX	83 > 85	•
125	KX	86	• •
125	KX	87 > 88	•
200	KDX	86 > 88	•
200	KDX SR	89 > 92	•
200	KMX	88 > 90	•
200	Z	83	•
250	250 BALIUS	91	•
250	ESTRELLA	92	• •
250	KL	85 > 97	•
250	KL SUPER SHERPA	00	•
250	KLR	84 > 86	•
250	KR	85	•
250	KX	83 > 85	•
250	KX	86	• •
250	KX	87 > 88	•
250	KXT A2, B1 Tecate	85 > 86	•

250	Z SCORPION	89	•
250	ZZR R	90	•
300	KLF B1-B13 Bayou	88	•
305	GPZ	81 > 82	•
350	350 KLR	85	•
400	EX-4	95	•
400	FX R	86	•
400	GPX	85 > 87	•
400	KLE	91	•
400	LX ELIMINATOR	90 > 93	•
400	XANTHUS	92	•
400	Z F	84	•
400	ZR F, A1	83 > 84	•
400	ZX	85	•
500	EX	94 > 96	•
500	EX E1-E3	94 > 96	•
500	GPZ S	88 > 92	•
500	GPZ S	93 > 94	•
500	GPZ S	95 > 96	• •
500	GPZ S	97	•
500	KLE	91 > 98	•
500	KX	83 > 85	•
500	KX	86	• •
500	KX	87 > 88	•
500	LX A	83	•
500	ZR A1, F	83	•
550	550KX A	83	•

550	Z F	83	•
550	Z GT	83	•
550	ZR A1, GP	83	•
600	KL A1, A1L	84 > 86	•
600	KLR	84 > 86	•
600	KLR E	85	•
650	KLR	87 > 97	•
650	KLR	95 > 95	•
650	TENGAI	89 > 91	•


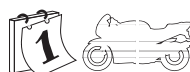
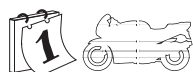
POLARIS

200 Phoenix 05 •

SUZUKI

50	GSX-R	87	•
50	OR E	80	•
50	RB H	87	•
50	RG GAG	87	•
50	RG GAMMA	90	•
50	TV WOLF	91	•
50	ZR SAPX, SKX, SLK	81	•
80	GT L, X3E, EX, LX	81	•
80	RG GAMMA	87	•
118	TRS	82 > 83	•
125	GN	91 > 96	•
125	GS ESZ	82	•
125	GT T, ET	80	•





125 TR	83	•
125 X3 E		•
125 X4		•
230 LT EH, S	86 > 93	•
240 ET	86	•

250 LT SF QUADRACER	85	•
250 NZ S	86	•
400 GSX	83	•
400 GSX EFX	82	•
400 GSX FD	83	•

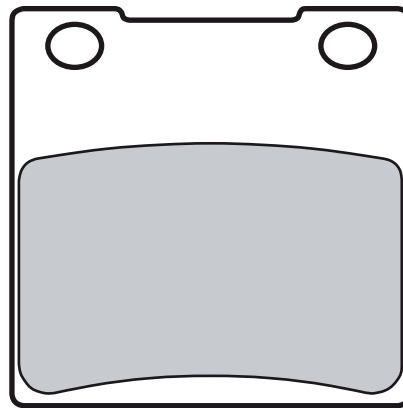
400 GSX FOUR	81	•
400 GSX FX	81 > 82	•
450 GS S	86	•

2

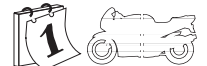
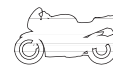
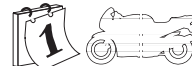
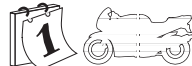




07KS05.SP 52,5x 52,9x 9
07KS05.07 " " "



2



HYOSUNG

250	GT COMET	02 > 02	•
600	COMET	02	•

KAWASAKI

250	Z	78 > 80	•
250	Z J	81	•
400	ZX 4	90	•
400	ZX R	89 > 90	•
400	ZXR R	91 > 02	•
750	ZX-7 NINJA	89 > 94	•
750	ZX-7 R	96	•
750	ZXR	89 > 92	•
750	ZXR R	93 > 95	•
1100	ZRX	96 > 00	•
1100	ZX 11 R	93 > 96	•
1100	ZZR	94 > 01	•
1200	ZRX, R, S	01 > 03	•
1200	ZRX, R, S	04	•
1200	ZX 12 R	00	•
1200	ZX 12 R	04	•
1200	ZZR	02	•

SUZUKI

125	RG GAMMA	90	•
250	ACROSS	90	•
250	COBRA	90	•
250	DJEBEL	93	•
250	GF S	88	•
250	GSF BANDIT	90 > 93	•
250	GSX FWS	85	•
250	GSX S, KATANA	91	•
250	GSX-R	88	•

250	GSX-R S	89	•
250	RG	83	• •
250	RG GAMMA	83	• •
250	RG GAMMA	85 > 87	•
250	RG GAMMA	88	•
250	RGV K	89 > 90	•
250	TV J	88	•
250	WOLF	90	•
350	GOOSE	92	•
400	GSF BANDIT	91 > 92	•
400	GSF BANDIT	93	•
400	GSX F	89	•
400	GSX IMPULSE	94	•
400	GSX S, KATANA	92	•
400	GSX SWS	84	• •
400	GSX X	86	•
400	GSX-R	87	•
400	GSX-R	88 > 89	•
400	GSX-R F	86	• •
400	GSX-R, RR	90	•
400	RF	93	•
400	SE	92	•
500	GS	04	•
500	GS E	89 > 96	•
500	GS E	96 > 03	•
500	GS F	04	•
500	GSX E	83	• •
500	RG GAMMA	85 > 89	•
500	RG RF	85	•
550	GS ED,ESD	83	• •
550	GS LD	83	• •
550	GSX ED	83 > 84	• •
550	GSX ES, EF	84	• •

600	GSF BANDIT	95 > 99	•
600	GSF BANDIT/S (left caliper)	00 > 04	•
600	GSX BANDIT (right caliper)	00	•
600	GSX F	88 > 97	•
600	GSX FW (left caliper)	98	•
600	GSX-R	93 > 96	•
600	GSX-R V/W	97 > 03	•
600	RF R	93 > 96	•
650	SV S (left caliper)	99 > 02	•
680	RG	86 > 87	•
750	GS RF	85	•
750	GSX F, KATANA	89 > 95	•
750	GSX FW (left caliper)	98 > 02	•
750	GSX SE	84 > 85	• •
750	GSX-R	85 > 87	•
750	GSX-R R	00 > 03	•
750	GSX-R R, F	88 > 93	•
750	GSX-R W	94 > 99	•
1000	TL RW	98	•
1000	TL S	97	•
1100	GSX EF ESF	86	• •
1100	GSX G (left caliper)	96	•
1100	GSX KATANA, F	93	•
1100	GSX R	86 > 89	•
1100	GSX R	89 > 92	•
1100	GSX R	93	•
1200	GSF BANDIT	95 > 96	•
1200	GSF BANDIT	97 > 00	•
1200	GSF BANDIT, BANDIT S	01	•
1200	GSX	99 > 01	•
1300	GSX R HAYABUSA	99 > 07	•




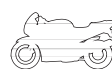
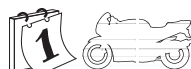
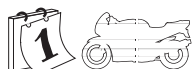
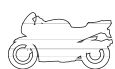
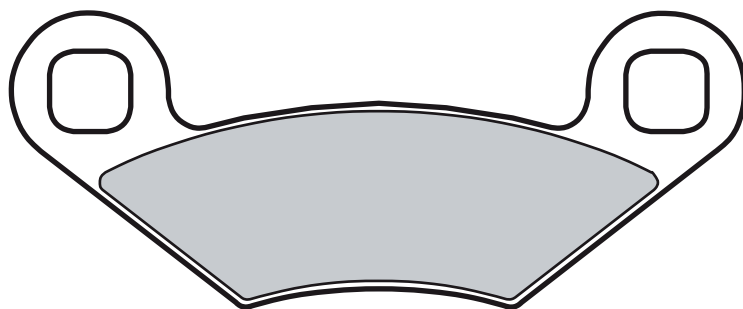


07P001.SD 96,6x39,1x7,1

07P001.SX " " "

07P001.06 " " "

2



POLARIS

250 Trail Boss	88 > 90	•
300 Sportsman 4x4	08	• •
325 Xpedition	00 > 01	•
325 Xpedition	02	•


330 E TRIAL BLAZER	08	•
500 E SCRAMBLER	08	•
500 Revolver	06	• •
500 Sportsman HO	03	•
600 Sportsman	03	•

700 Sportsman	02	•
700 Sportsman MV 700	05	•
800 RZR	08	•
800 Sportsman	05	•

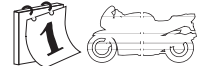
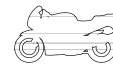
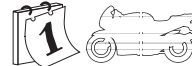

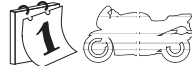





07P002.SD 97x 39,6x 7



2



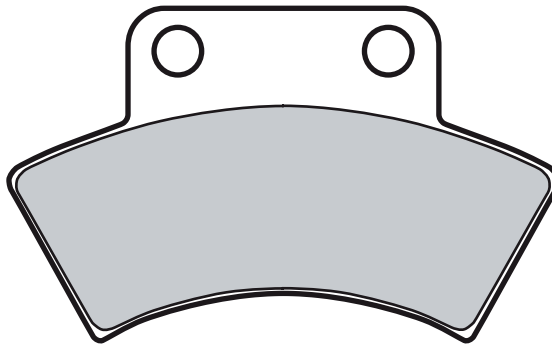
POLARIS

200 Phoenix	05	•	350 Big Boss	93	•	425 Xpedition 4x4	00	•
250 2x4, 4x4	90	•	350 L 2x4, 4x4	90	•	450 Sportsman	06	•
250 2x4, 4x4	93	•	350 L 4x4	93	•	455 Diesel EBS 4x4	99	•
250 Big Boss 4x6, 6x6	89 > 93	•	350 Sportsman 4x4	93	•	500 ATP HO	04	• •
250 Trail Blazer	94 > 98	•	350 Trail Boss L 2x4	91 > 93	•	500 Big Boss 6x6	98 > 99	•
250 Trail Blazer	99	•	350 Trail Boss L 4x4	91	•	500 Magnum 2x4, 4x4	02	•
250 Trail Boss	91 > 99	•	400 Big Boss L 6x6	96	•	500 Magnum 4x4	00 > 01	•
250 Trail Boss 2x4, 4x4	91 > 92	•	400 L 2x4	94 > 95	•	500 Outlaw	06	• •
250 Xplorer 4x4	00	•	400 L 4x4	94	•	500 Predator	03	• •
300 2x4, 4x4	94 > 95	•	400 Scrambler 2x4, 4x4	00	•	500 Predator e	06	•
300 Big Boss 6x6	94	•	400 Scrambler 4x4	98	•	500 Ranger 6x6	00 > 02	•
300 Hawkeye 2x4/4x4	06	• •	400 Scrambler 4x4	99	•	500 Scrambler 2x4	01	•
300 Xplorer 4x4	96	•	400 Scrambler L 4x4	95 > 97	•	500 Scrambler 4x4	97	•
300 Xpress 2x4	98	•	400 Sport	99 > 00	•	500 Scrambler 4x4	98	•
300 Xpress L	96 > 97	•	400 Sport L	94 > 98	•	500 Sportsman 4x4	96	•
325 Magnum 2x4, 4x4	00 > 02	•	400 Sportsman	01	•	500 Sportsman 6x6	00	•
325 Trail Boss	00 > 02	•	400 Sportsman L 4x4	94 > 97	•	500 Sportsman EBS 4x4	98	•
330 ATP	04 > 05	• •	400 Trail Blazer	03	•	500 Xplorer 4x4	97	•
330 ATP	06	•	400 Xplorer L 4x4	00	•	525 Outlaw	07	• •
330 Magnum 2x4, 4x4	03	•	400 Xplorer L 4x4	95 > 99	•	Trail Blazer	90 > 93	•
330 Trail Boss	03	•	400 Xpress L	96 > 97	•	Trail Boss 2x4, 4x4	88 > 89	•
335 Sportsman 4x4	99	•	425 2x4, 4x4 Magnum	95 > 98	•			
			425 Magnum 6x6	96	•			

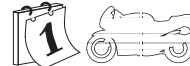
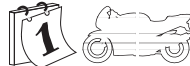




07P003.SD 72,8x43,9x 7
07P003.SX " " "



2



POLARIS

250	2x4, 4x4	90	•
250	2x4, 4x4	93	•
250	Big Boss 4x6, 6x6	89 > 93	•
250	Big Boss 4x6, 6x6 Mid. Axle Brake	89 > 93	•
250	Trail Blazer	94 > 98	•
250	Trail Boss	91 > 99	•
250	Trail Boss 2x4, 4x4	91 > 92	•
300	2x4, 4x4	94 > 95	•
300	Big Boss 6x6	94	•
300	Big Boss 6x6 Mid. Axle Brake	94	•
300	Xplorer 4x4	96	•
300	Xpress 2x4	98	•

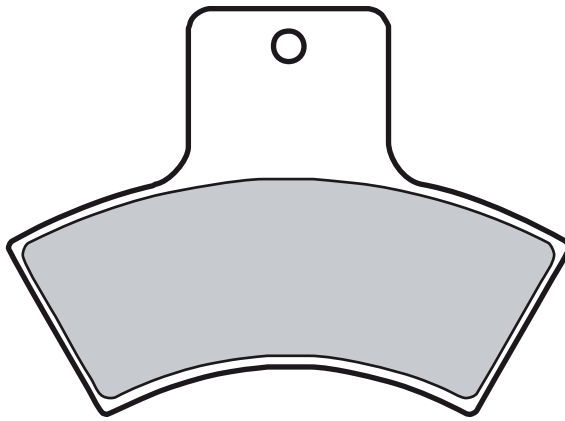
300	Xpress L	96 > 97	•
350	Big Boss	93	•
350	Big Boss Mid. Axle Brake	93	•
350	L 2x4, 4x4	90	•
350	L 4x4	93	•
350	Sportsman 4x4	93	•
350	Trail Boss L 2x4	91 > 93	•
350	Trail Boss L 4x4	91	•
400	Big Boss L 6x6	96	•
400	L 2x4	94 > 95	•
400	L 4x4	94	•
400	Scrambler 4x4	98	•
400	Scrambler L 4x4	95 > 97	•

400	Sport L	94 > 98	•
400	Sportsman L 4x4	94 > 97	•
400	Xplorer L 4x4	95 > 99	•
400	Xpress L	96 > 97	•
425	2x4, 4x4 Magnum	95 > 98	•
500	Big Boss 6x6	98 > 99	•
500	Big Boss 6x6 Mid. Axle Brake	98 > 99	•
500	Scrambler 4x4	97	•
500	Sportsman 4x4	96	•
500	Xplorer 4x4	97	•
	Trail Blazer	90 > 93	•
	Trail Boss 2x4, 4x4	88 > 89	•

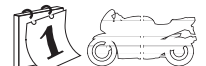
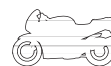
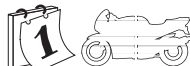




07P004.SD 73,9x53,2x 6,8
07P004.SX " " "



2



POLARIS

250	Trail Blazer	99	•
250	Xplorer 4x4	00	•
325	Magnum 2x4, 4x4	00 > 02	•
325	Trail Boss	00 > 02	•
325	Xpedition	00 > 01	•
330	Trail Boss	03	•

335	Sportsman 4x4	99	•
400	Scrambler 2x4, 4x4	00	•
400	Scrambler 4x4	99	•
400	Sport	99 > 00	•
400	Sportsman	01	•
400	Trail Blazer	03	•
400	Xplorer L 4x4	00	•

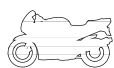
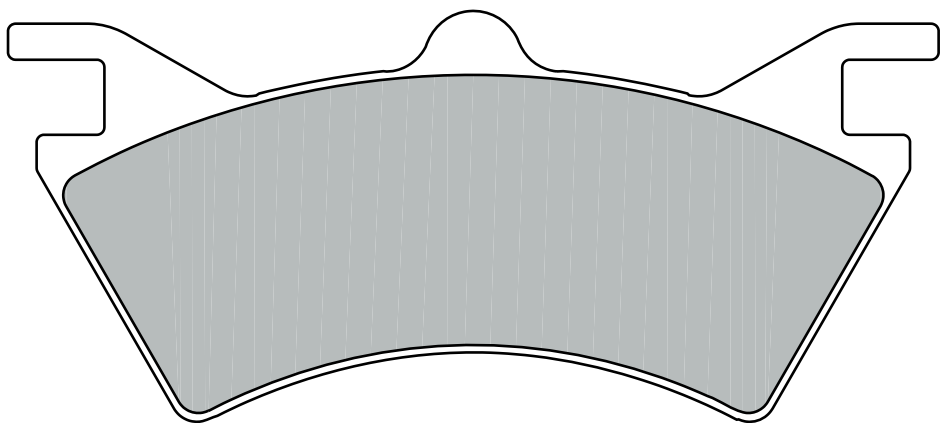
425	Magnum 6x6	96	•
425	Xpedition 4x4	00	•
455	Diesel EBS 4x4	99	•
500	Magnum 4x4	00 > 01	•
500	Scrambler 2x4	01	•
500	Scrambler 4x4	98	•
500	Sportsman EBS 4x4	98	•





07P005.SX 123,6x54,8x9,2

2




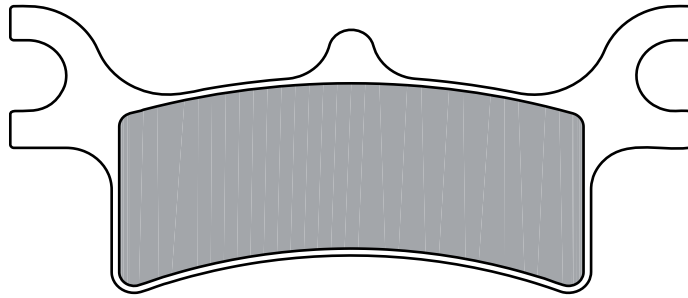
POLARIS

500 Sportsman 6x6 00 •

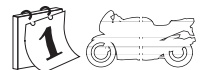

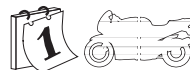
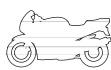
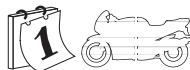




07P006.SD 90,2x37,9x 8
07P006.SX " " "



2



POLARIS

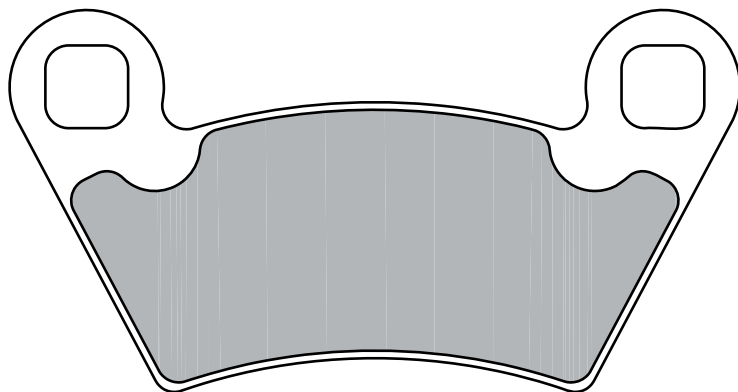
325 Xpedition	02	•	450 Sportsman	06	•	600 Sportsman	03	•
330 ATP	06	•	500 E SCRAMBLER	08	•	700 Sportsman	02	•
330 E TRIAL BLAZER	08	•	500 Magnum 2x4, 4x4	02	•	700 Sportsman MV 700	05	•
330 Magnum 2x4, 4x4	03	•	500 Predator e	06	•	800 Sportsman	05	•
			500 Sportsman HO	03	•			





07P007.SD 96,6x 50,5x 6,8

2

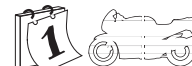
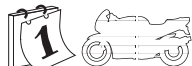
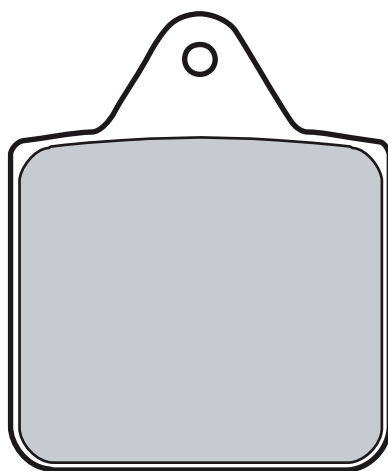


POLARIS

Ranger 2x4, 4x4, 6x6	02	•	•
Ranger XP	06	•	•



07P008.SD 50x 60,4x 6,8



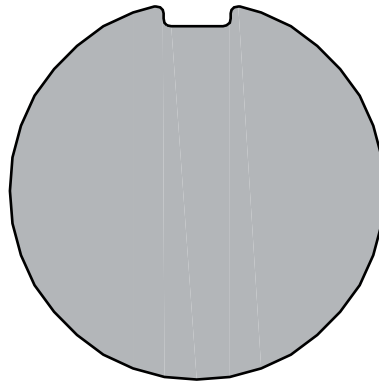
POLARIS

400 Big Boss L 6x6 Mid. Axle Brake	96	•
425 Magnum 6x6 Mid. Axle Brake	96	•

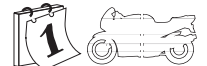
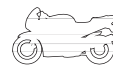
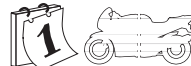
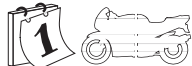
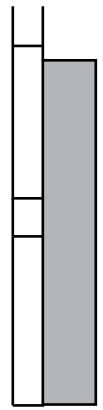





07SU01.25 50,3x50,3x12,5
49,9x52,9x 11



2



SUZUKI

400 GS B,C, 77 > 78 •
425 GS N, EN 79 •

750 GS 76 > 77 •
750 GS B, C, EC 77 •
750 GS DB, EX, EN 77 •


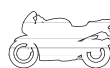
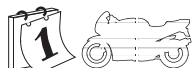


850 GS GN, EN, GT 79 •





07SU02.20 49,5x52,9x11,5
49,7x 53x 12,8

2



SUZUKI

125	GT C, EC, N, E	78	•
125	RG	79	•
250	GT B6, B7, X7	78	•
250	RG E	78	•
400	GS	78	•
400	GS L	79	•

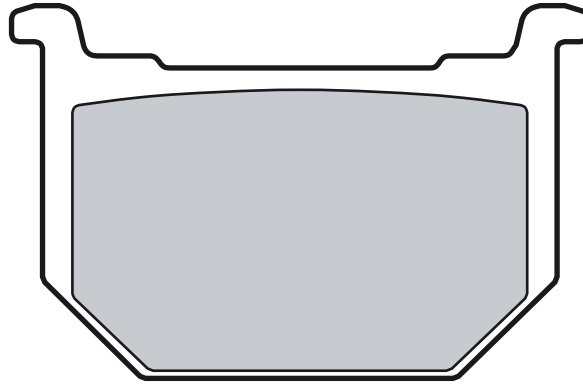
400	GS T	81	•
425	GS LN	80	•
500	GT K, L, M	73 > 75	•
550	GS B	77	•
550	GS DB	77 > 78	•
550	GS E	78 > 79	•
550	GS EC	78	•

550	GS EN, LN	79	•
550	GT A, B	78	•
750	GS L, N, LN	79	•
1000	GS N, EN, HN, LN, SN	79	•
1000	GS S, HC, EC, EN	78	•

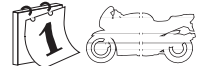
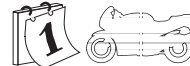
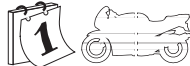




07SU03.12 75,6x49,4x 11



2



SUZUKI

250 GN	86	•
250 GN	93	•
250 GNX E	83	•
250 GS T, L	81 > 82	•
250 GS TT, TX, TZ	80 > 82	•
250 GSX	80 > 81	•
250 GSX E, ET	80 > 81	•
250 GSX OX, EX, LT, TT	81 > 82	•
400 GN X, T, TZ, XX	80	•
400 GSX E	86	•
400 GSX ET, X, ST, SX	80	•
400 GSX F	81	•

400 GSX FWS, TD, EE	84	•
400 GSX S, L	83	•
450 GS E, L, S	80 > 83	•
450 GSX ET, FT, S	80 > 81	•
550 GS ET, LT	80 > 81	•
650 GS L	81	•
700 GV GLG MADURA	86	•
750 GS ED, ESD	83	•
750 GS ET, LT, T	80	•
750 GS EX, LX, X	81	•
750 GSX E	82 > 83	•
750 GSX E, EF, ET, EZ, EX, L, LT, LX	80 > 82	•
750 GSX ES	83	•

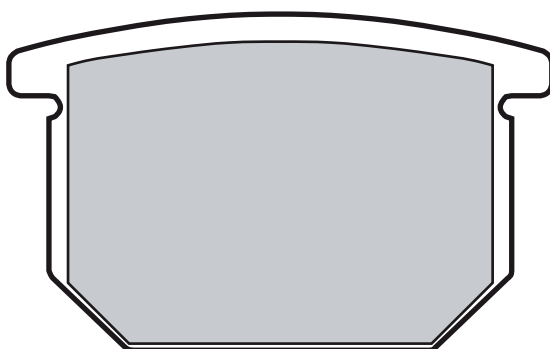
750 GSX S	82	•
750 GSX S, KATANA	82	•
850 GS E, G, GT, GX, GLX, L	80	•
850 GS GD, GLD, TD	83	•
850 GS GL, GLT	81	•
850 GS GZ, GLZ	82	•
850 GSX G	83	•
1000 GS G, GLT, LT	80	•
1200 GV GLG MADURA	86	•





07SU04.14 71,9x44,8x 11

2



SUZUKI

250	GSX S	86	•
400	GSX FWS	86	•
450	GS GA, L	86	•
450	GS L	85	•
500	GS M	81	•
500	GS MX	81	•
550	GS E, L, T, LX, LT, TX	80	•
550	GS EM	81 > 84	•
550	GS LZ, MZ	82	•
550	GS ME, KATANA	81	•
650	GR	83	•
650	GR D, XD	83 > 86	•
650	GR E	83	•
650	GS EX, GLX, X, GX	81	•


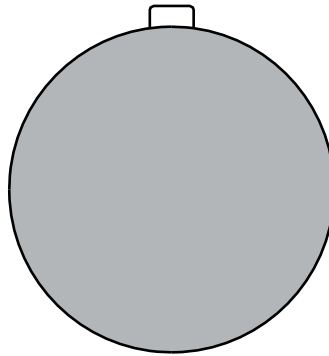
650	GS EZ, GZ, GLZ	82	•
650	GS GD, G, MD, KATANA	83	•
650	GS GT	81	•
650	GS TURBO, XN	83	•
650	GSX GT	85	•
650	LS P	87	•
680	RG	86 > 87	•
750	GS KATANA	85	•
750	GS SD	83	•
750	GS SZ	82	•
750	GSX ES, EF, STS	86	•
750	GSX S	86	•
750	GSX S, KATANA	86	•
850	XN TURBO	82	•
1000	G SZ	82	•

1000	GS EX	81	•
1000	GSX E, EZ, GKZ, S, SZ, X, KATANA	82	•
1000	GSX S, KATANA	82	•
1100	GS ED, ESD, GD, GKD, GLD, SD	83	•
1100	GS ET, L, LT, ST, T	79 > 80	•
1100	GS EX, LX, TX, X	81	•
1100	GS G	86	•
1100	GS GD, GKZ, GLD, GLZ, GZ	82 > 83	•
1100	GSX E, L	79	•
1100	GSX E, S	82	•
1100	GSX ES	82	•
1100	GSX ET	79	•
1100	GSX Z, ESD	86	•
1100	GT ET, T, LT, ST	80	•
1400	GV CAVALCADE	85	•

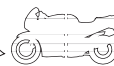
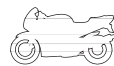
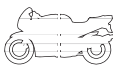
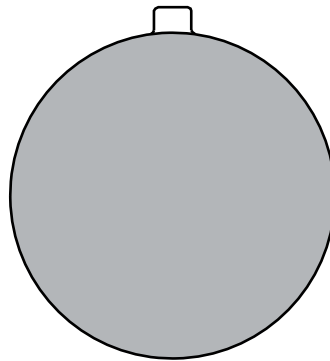




07SU05.26 43,5x16,2x 13
43,4x46,8x11,5



2



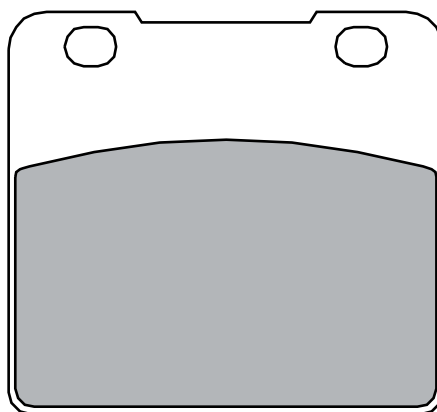
SUZUKI

100	GP C	78 > 81	•
125	GP	78	•

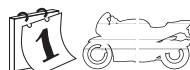
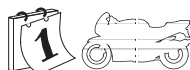




07SU06.SA	57,9x53,4x8,7
07SU06.SP	" " "
07SU06.07	" " "



2



SUZUKI

250 GSX-R	88	•
400 GSX X	86	•
400 GSX-R	87	•
400 VS GL INTRUDER	95	•
500 RG GAMMA	85 > 89	•
500 RG RF	85	•
600 GL	96	•
600 VS GL INTRUDER	95	•

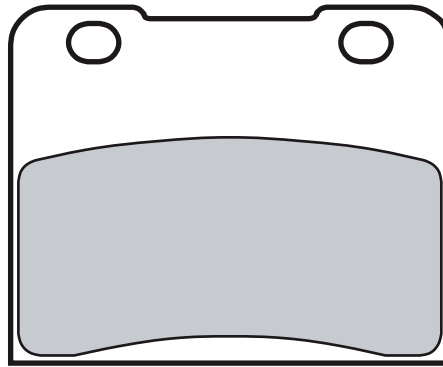
650 GSX GT	86	• •
700 VS GLFG	86	•
750 GS RF	85	•
750 GSX-R	85 > 87	•
750 VS INTRUDER	86 > 91	•
800 VS N, INTRUDER	91 > 96	•
1100 GSX EFE	85	• •
1100 GSX F	88 > 95	•
1100 GSX R	86 > 89	•

1150 GS EG	86	• •
1150 GS ES	84	• •
1400 GL CAVALCADE	87	•
1400 GVS CAVALCADE LXE	87	• •
1400 VS INTRUDER	87 > 04	• •
1500 VL INTRUDER	98 > 01	• •

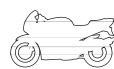
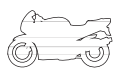




07SU07.07 57,9x47,3x8,7



2



SUZUKI

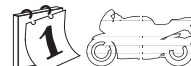
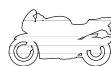
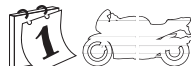
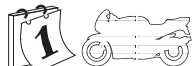
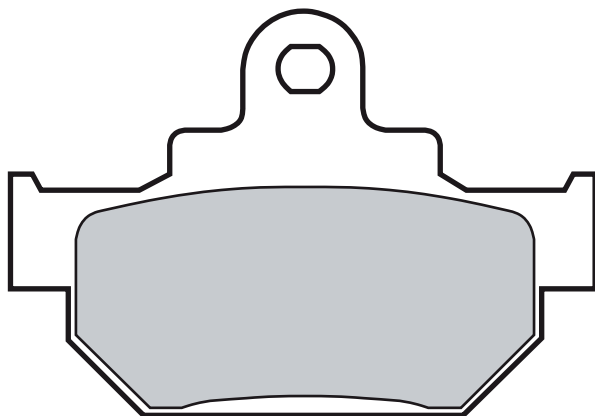
250	GF S	88	•
250	RG GAMMA	85 > 87	•
400	GSX-R F	85	•





07SU08.TT 76,8x 53,8x 9,5
07SU08.08 " " "

2



SUZUKI

125 RM G	86	•
250 RM G	86	•

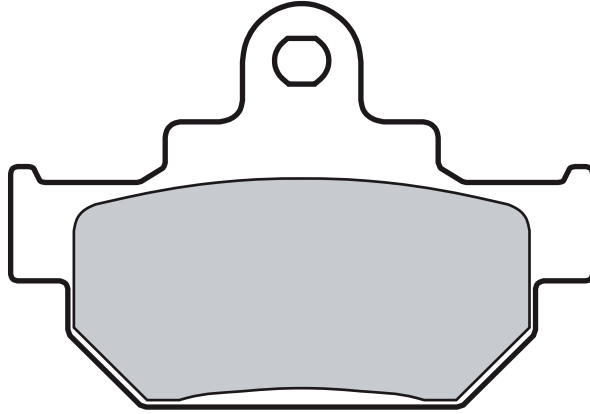
500 DR	89	•
600 DR R, DAKAR	86	•
600 DR S	85 > 86	•

600 SP F	85 > 87	•
----------	---------	---

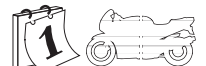
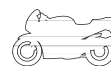
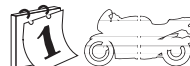
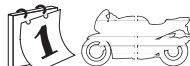




07SU09.04 76,8x53,8x7,1



2



MAICO

250	GM STAR	86	•	•
250	GP, CR	87 > 88	•	•
400	GP, CR	87 > 88	•	•
500	GP	87	•	•
500	GP, CR	86	•	•
550	GP	87	•	•

SUZUKI

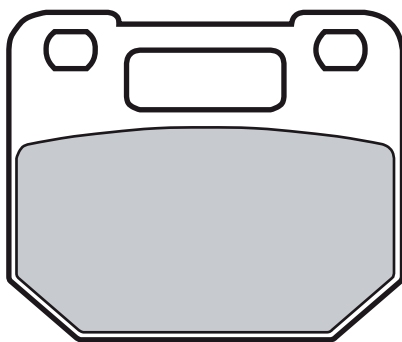
125	INTRUDER	00	•
125	MARAUDER	00	•
125	RM	85	•
125	VL INTRUDER	02	•
250	INTRUDER	00	•
250	MARAUDER	00	•

250	RM	85	•
250	TU X SUPER CLASSIC	97	•
250	VL INTRUDER	00	•
400	LS SAVAGE	87	•
500	RM	85 > 86	•
650	LS	86	•
650	LS P SAVAGE	95 > 98	•

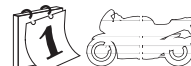
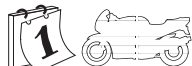




07SU10.05 52,4x43,9x7,2



2



SUZUKI

80	RG GAMMA	88 > 93	•
125	RG GAMMA	85	•

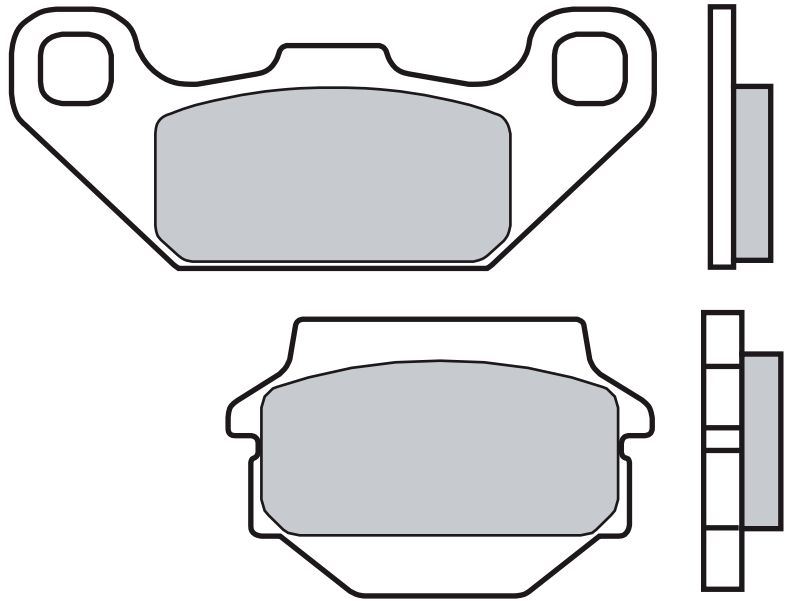




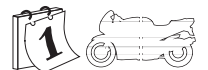
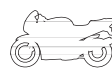
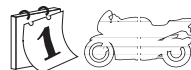
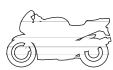
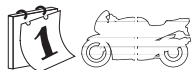
07SU11.SD 84,9x34,9x 8
55,8x 37x 10,2

07SU11.SX " " "

07SU11.21 " " "



2



KAWASAKI

250	KSF A1-A17 Mojave	87	•
250	KXF A1, A2 Tecate	87 > 88	•
250	KXT B2 Tecate	87	•
300	KEF Lakota	95	•

SUZUKI

230	LT EH-EP	86 > 93	•
230	LT SF-SJ	85 > 88	•
230	LT SG	86	•
250	LT RF-RH	85 > 87	•

250	LT RJ-RR	88 > 94	•
250	LT SK, SL	89 > 90	•
500	LT RH, RR	87 > 95	•





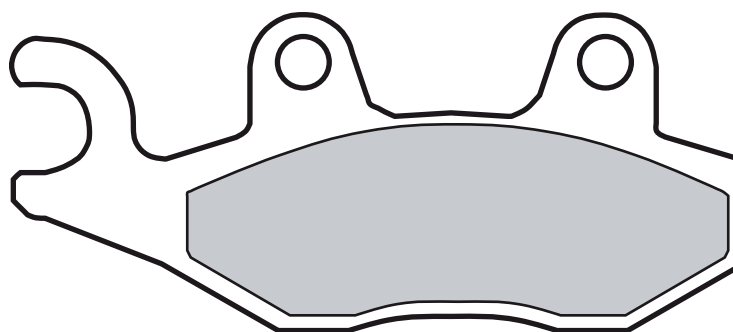
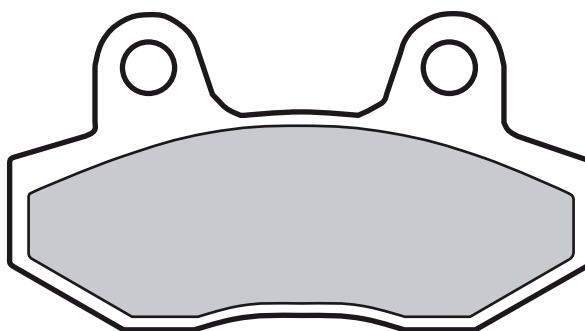
07SU12.SP 76,9x41,9x 8
96,6x41,9x 8

07SU12.SD " " "

07SU12.SX " " "

07SU12.TT " " "

07SU12.15 " " "



2



HONDA

125 CA REBEL	95 > 96	•
150 NSR	02	•
250 CMX REBEL	96	•

HUSQVARNA

125 CR	92 > 94	•
125 WR	92 > 94	•
250 CR	92 > 94	•
250 WR	92 > 94	•
350 TE	92 > 94	•

HYOSUNG

125 AQUILA	00 > 01	•
------------	---------	---

KAWASAKI

125 KX	89 > 93	•
200 KDX	93	•
250 KDX D, SR	91 > 94	•
250 KLX 250	09	•
250 KX	89 > 93	•
252 EL	01	•
500 KX	89 > 93	•

750 KRF TERYX 4X4 LEFT	08	•
------------------------	----	---

SUZUKI

125 EN	05	•
125 RM	91 > 95	•
125 RM H	87 > 88	•
125 RM X	89 > 90	•
125 TS R	89	•
200 TS R	90	•
250 DR S	90 > 95	•
250 LT SF QUADRACER	85	•
250 RM	89 > 90	•
250 RM	91 > 95	•
250 RM H	87 > 88	•
250 RMX L	89 > 95	•
350 DR SH, S, SL, SM	90 > 98	•
350 DR, S	92	•
500 RM H	87	•

TRIUMPH

800 AMERICA	03	•
800 BONNEVILLE	01	•
800 BONNEVILLE AMERICA	02	•

800 BONNEVILLE BLACK	04	•
----------------------	----	---

800 BONNEVILLE T100 PAUL SMITH	06 > 08	•
--------------------------------	---------	---

800 SPEEDMASTER	03 > 04	•
-----------------	---------	---

865 BONNEVILLE T100	09	•
---------------------	----	---

865 NEW BONNEVILLE	09	•
--------------------	----	---

865 NEW BONNEVILLE SE	09	•
-----------------------	----	---

865 SPEEDMASTER	05	•
-----------------	----	---

900 AMERICA	07	•
-------------	----	---

900 SCRAMBLER	06	•
---------------	----	---

900 THRUXTON	04	•
--------------	----	---

950 DAYTONA T595	96 > 98	•
------------------	---------	---

955 DAYTONA	99	•
-------------	----	---

955 DAYTONA CENTENNIAL	02	•
------------------------	----	---

955 DAYTONA I	06	•
---------------	----	---

955 SPEED TRIPLE	99 > 04	•
------------------	---------	---

955 SPRINT RS	00	•
---------------	----	---

1050 SPEED TRIPLE	05 > 07	•
-------------------	---------	---

1050 SPEED TRIPLE	08	•
-------------------	----	---

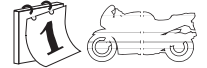
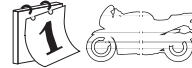

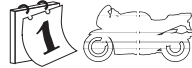
1050 SPRINT ST	05	•
----------------	----	---

YAMAHA

50 FZR	92	•
--------	----	---

80 YD	89	•
-------	----	---





125 WR	91 > 97	•
125 XT Z	05 > 06	•
125 YZ	89	•
125 YZ	90 > 95	•
125 YZ	96 > 97	•
200 DT WR	91	•
200 WR	91 > 94	•
250 TT R	93	•
250 WR	90	•

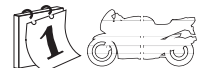

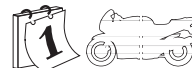
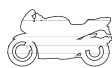
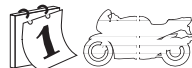
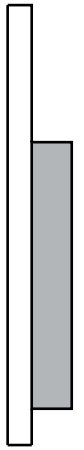
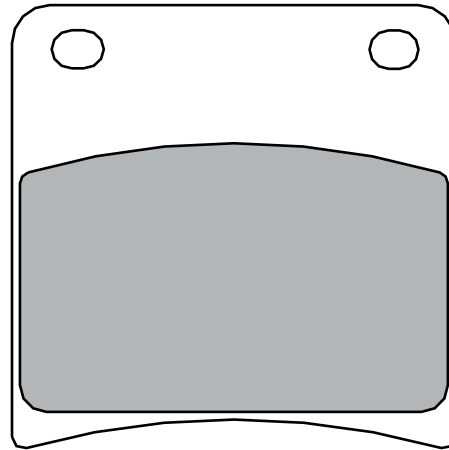
250 WR	91	•
250 WR	92 > 97	•
250 YZ	89	•
250 YZ	90 > 91	•
250 YZ	91 > 97	•
350 TT	95	•
360 YZ	89	•
450 YXR Rhino Left/Rear	06	•
450 YZF S Right	04 > 05	•

500 WR	91	•
500 WR	92 > 93	•
660 Rhino (left. cal.)	05	•
700 YXR Rhino Right/Rear	08	• •

2



07SU13.SA	58,9x57,8x	8
07SU13.SP	" "	" "
07SU13.06	" "	" "



SUZUKI

400 GSX F	89	•
600 GSX F	88 > 97	•

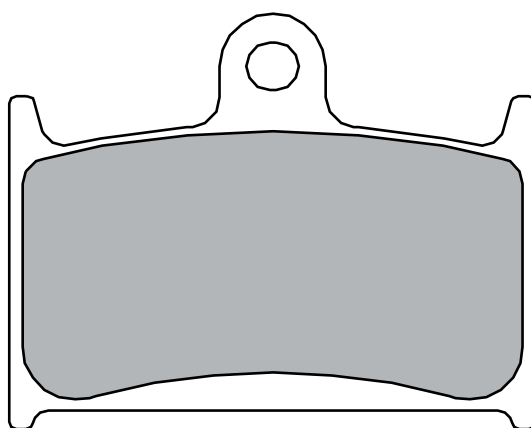
750 GSX F, KATANA	89 > 95	•
800 VX	90 > 93	•
1100 GSX F	88 > 95	•

1400 GL CAVALCADE	87	•
-------------------	----	---

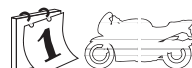




07SU14.SA	69,8x	55x	8,5
07SU14.SC	"	"	"
07SU14.RC	"	"	"
07SU14.07	"	"	"



2



MZ

1000 MUZ SFX	07	•
1000 MUZ ST	07	•
1000 MUZ S	03	•
1000 MUZ SF, SN	05	•
1000 MUZ SFX, ST	07	•

PGO

125 KUNG FU		•
-------------	--	---

SUZUKI

250 RG GAMMA	88	•
400 GSX-R, RR	90	•
600 GSX-R	93 > 96	•
750 GSX-R R, F	88 > 93	•
1100 GSX KATANA, F	93	•
1100 GSX R	89 > 92	•

1200 GSF BANDIT	95 > 96	•
-----------------	---------	---

TRIUMPH

600 DAYTONA	04	•
600 SPEED FOUR	03	•
600 TT	00	•
650 DAYTONA	05	•
750 DAYTONA	91 > 92	•
865 SPEEDMASTER	05	•
900 DAYTONA	91 > 94	•
900 DAYTONA SPEED TRIPLE	94	•
900 DAYTONA SPRINT	94	•
900 SPEED TRIPLE	94	•
900 TROPHY	96	•
950 DAYTONA T595	96 > 98	•
955 DAYTONA	99	•
955 DAYTONA CENTENNIAL	02	•

955 DAYTONA I	06	•
---------------	----	---

955 SPEED TRIPLE	99 > 04	•
955 SPRINT RS	00	•
955 SPRINT ST	99	•
1000 DAYTONA	91 > 95	•
1050 SPRINT ST	05	•
1200 DAYTONA	91	•
1200 TROPHY	96	•
1500 THUNDERBIRD	09	•
1600 THUNDERBIRD 1600	09	•
2300 ROCKET III	04	•
2300 Rocket III Classic	07	•

YAMAHA

250 TZ GP	90 > 02	•
750 FZR R OW 01	89	•



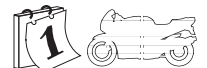
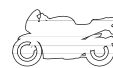
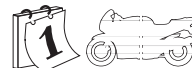
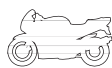
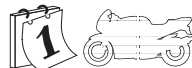
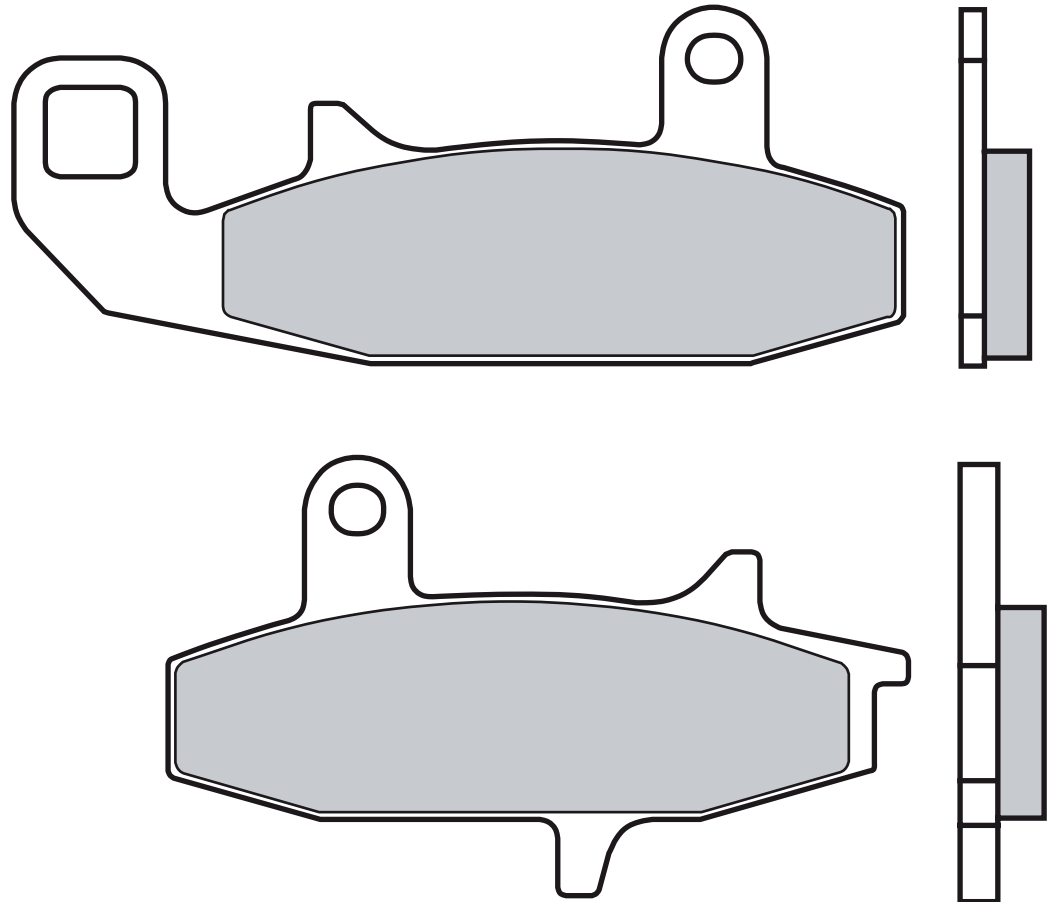


07SU15.SA 116,9x47,9x 9
97,4x57,9x 11

07SU15.TT " " "

07SU15.09 " " "

2



SUZUKI

600 DR RK, DJEBEL	89	•
650 DR R, RS, RSE	90 > 95	•

650 VS	91	•
750 DR BIG	89	•
750 DR S, BIG	88	•

800 DR S, BIG	90 > 90	•
800 DR Z	88 > 90	•
800 DR Z	91	•



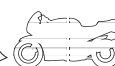
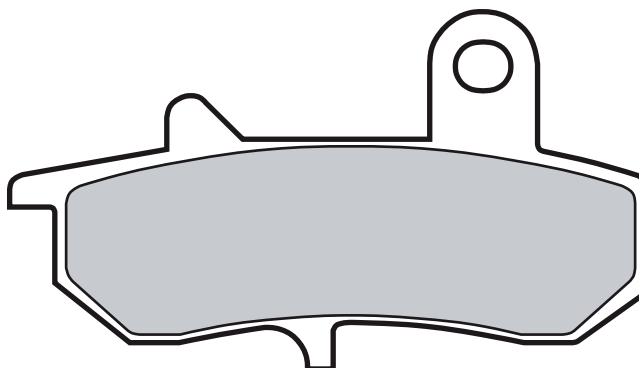
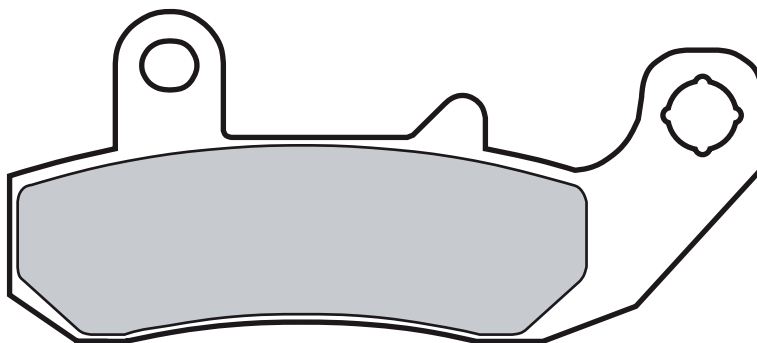


07SU17.SP 99,2x44,1x7,4
83,2x47,8x9,8

07SU17.TT " " "

07SU17.18 " " "

2



SUZUKI

125	RG	92	•
125	RG F, GAMMA	92	•
125	RG WOLF	92	•
200	RG GAMMA	91	•
200	WOLF	92	•
250	RGV GAMMA	93	•

600	DR RK, DJEBEL	89	•
650	DR R, RS, RSE	90 > 95	•
650	VS	91	•
750	DR BIG	89	•
800	DR S, BIG	90 > 90	•
800	DR Z	91	•

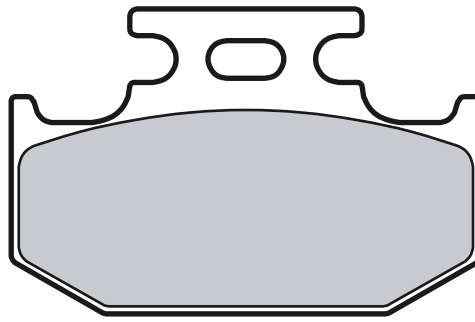
YAMAHA

125	DT TENERE SCOUT	90	•
125	DTZ TENERE	90	•

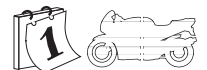
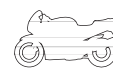
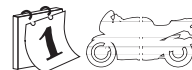
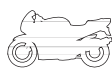
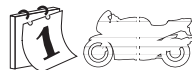




07SU18.SD	62x 40,7x 9,5
07SU18.TT	" " "



2



SUZUKI

125 RM	91 > 95	•
250 RMX L	89 > 95	•
250 RMX T	96 > 98	•
350 DR SH, S, SL, SM	90 > 98	•

350 DR V, M, X	97	•
650 DR SE T-W	96 > 98	•

YAMAHA

125 YZ	96 > 97	•
--------	---------	---

250 YZ	91 > 97	•
400 WR F	98	•
400 YZ F	98	•





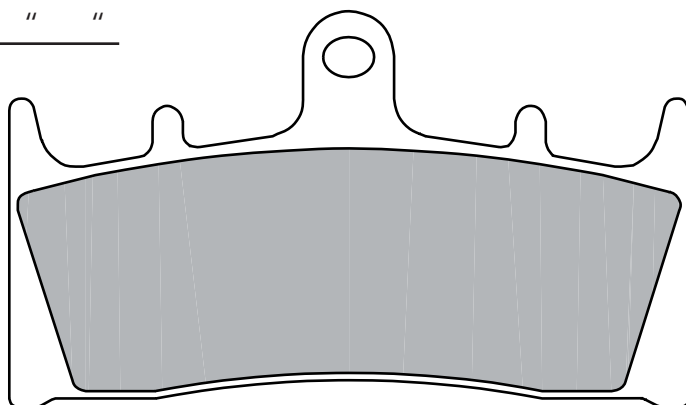
07SU19.SA 89,7x52,2x 8

07SU19.07 " " "

07SU19.SC 89,7x52,2x 9,5

07SU19.RC " " "

2



KAWASAKI

600 ZX-6R	98 > 02	•
636 ZX-6RR	02	•
900 ZX-9R	96 > 97	•
900 ZX-9R	99 > 01	•
1100 ZRX	96 > 00	•
1200 ZRX, R, S	01 > 03	•
1200 ZX 12 R	00	•
1500 VN	02	•

1500 VN MEAN STREAK	02 > 03	•
1600 VN	04	•
1600 VN MEAN STREAK	04	•

SUZUKI


750 GSX-R W	94 > 99	•
1000 GSX	01	•
1000 GSX R	01 > 02	•
1000 TL RW	98	•

1100 GSX R	93	•
1200 GSF BANDIT, BANDIT S	01	•
1300 GSX R HAYABUSA	99 > 07	•
1400 GSX	02	•
1600 VZ MARAUDER	04	•

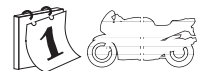
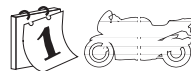
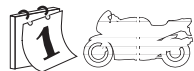




07SU20.SP	52,5x56,3x8,7
07SU20.07	" " "



2



SUZUKI

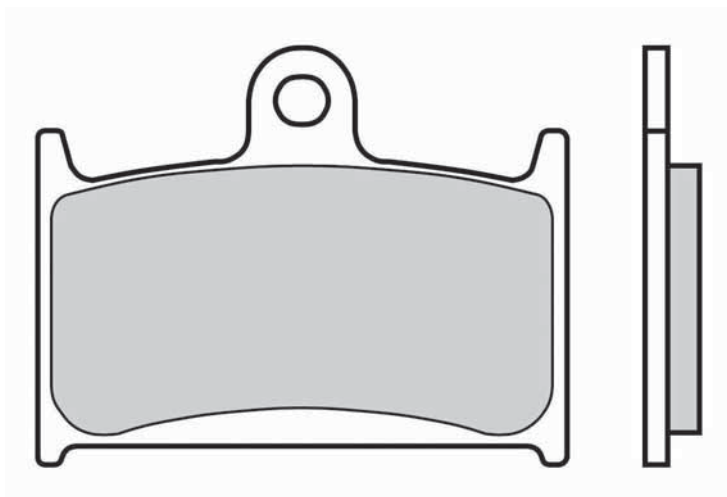
900 RF RR

94 > 96

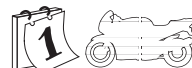
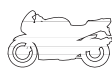
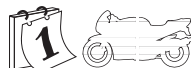
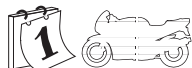




07SU22.SA 69,8x 55x 7



2

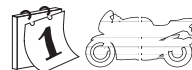
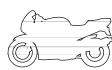
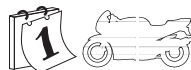
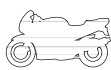
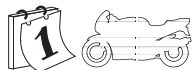

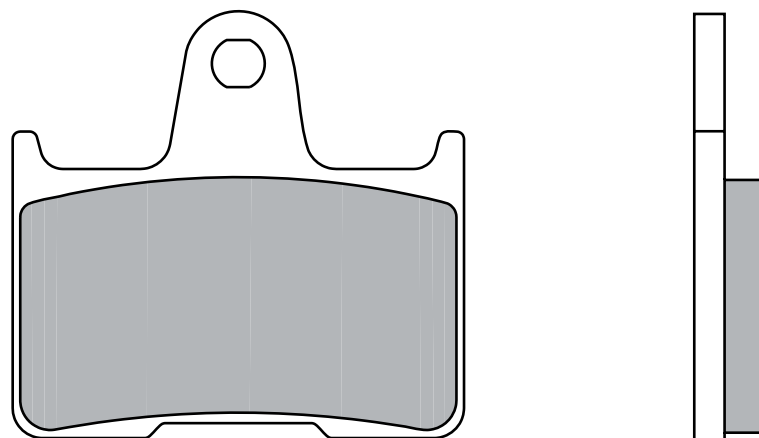


SUZUKI

900 RF RR	94 > 96	•
1200 GSF BANDIT	97 > 00	•



07SU25.SP 59,7x 57,1x 9



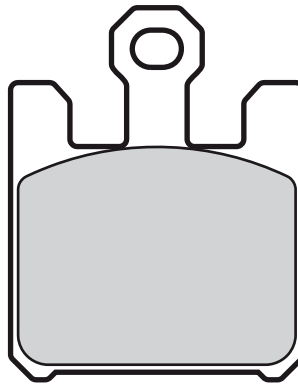
SUZUKI

600 GSX-R	04 > 05	•	1000 GSX R	01 > 02	•
650 BANDIT (left caliper)	05	•	1000 GSX R K3	03	•
650 BANDIT S (left caliper)	05	•	1000 GSX R K4	04	•
750 GSX-R	04 > 05	•	1000 GSX R K5, K6	05 > 06	•
			1400 GSX	02	•

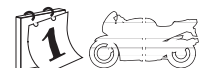
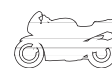
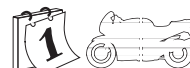
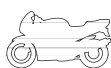
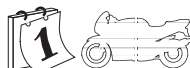




07SU26.SA	38,7x49,2x 7,9
07SU26.SC	38,7x49,2x 9,5
07SU26.RC	" " "



2



KAWASAKI

600 ZX-6R	03 > 04	•
600 ZX-6RR	05 > 06	•
636 ZX-6R	05 > 06	•
636 ZX-6RR	03 > 04	•
1000 ZX 10 R	04 > 07	•
1200 ZX 12 R	04	•

1600 VN CLASSIC TOURER	05	•
1600 VN MEAN STREAK	05	•

1800 M 109 R	06	•
1800 M R INTRUDER	06	•

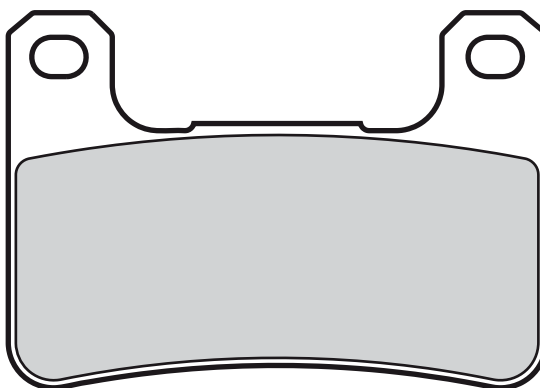
SUZUKI

1000 GSX R K3	03	•
1600 M INTRUDER	05	•
1600 M95 BOULEVARD	05	•





07SU27.SA	71,1x49,6x 8
07SU27.SC	71,1x49,6x 9
07SU27.RC	" " "



2



KAWASAKI

1000 ZX 10 R 08 •

SUZUKI

600 GSX-R 04 > 05 •

600 GSX-R 06 •

750 GSX-R 04 > 05 •

750 GSX-R 06 •

1000 GSX R 09 •

1000 GSX R K4 04 •

1000 GSX R K5, K6 05 > 06 •

1000 GSX R K7 07 •

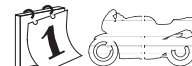
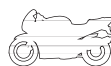
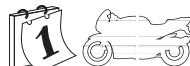
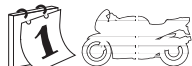
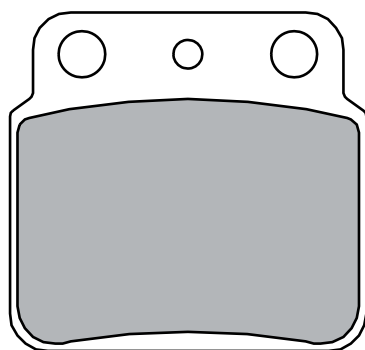
1000 GSX-R-1000 09 •

1300 GSX-R Hayabusa 08 •

1800 M R2 INTRUDER 08 •



07SU29.SD	47,1x45,1x7,4
07SU29.SX	" " "
07SU29.06	" " "



ARCTIC CAT

400 DVX 04 •

HYOSUNG

400 TE 05 •

450 TE 07 •

KAWASAKI

400 KFX 02 •

SUZUKI

250 LT RJ-RR 88 > 94 •

400 LT-Z Quad Sport 02 •

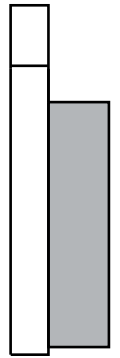
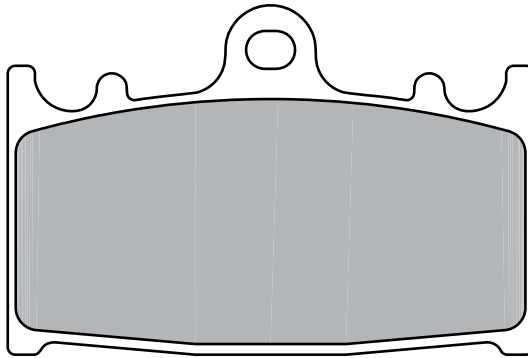
450 LT-R (left cal.) 06 •

500 LT RH, RR 87 > 95 •


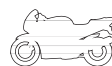




07SU30.SP	69,5x 46,2x 13
07SU30.02	" " "



2



SUZUKI

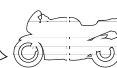
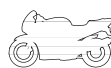
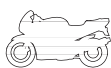

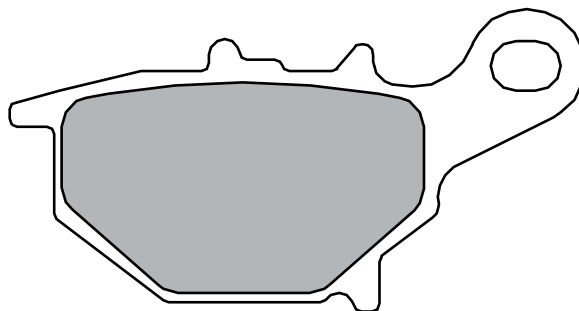
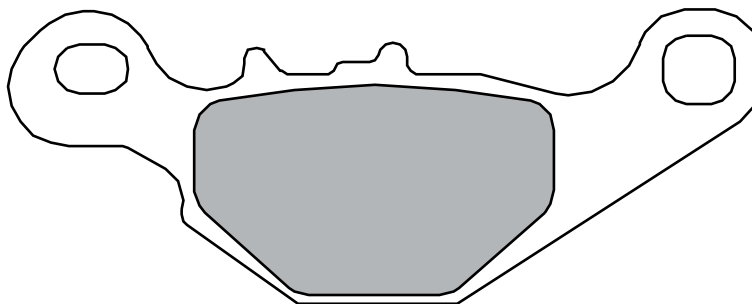
1500 C INTRUDER (left cal.)	05	•
1500 VL INTRUDER (left cal.)	02	•





07SU31.SD 99,2x39,7x 7,6
75,4x40,7x 8,4

2



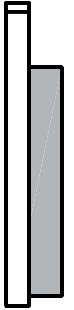
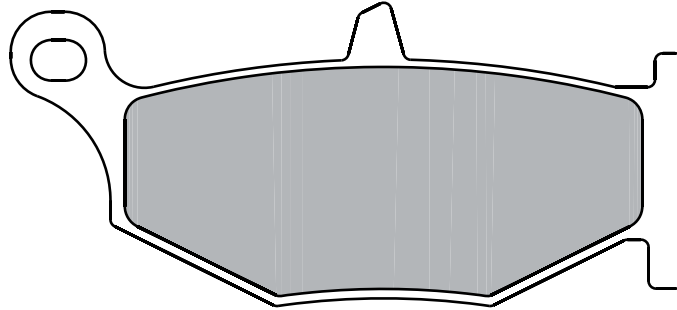
SUZUKI

85 RM 05 •

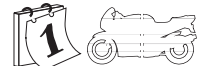
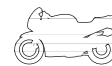
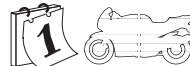
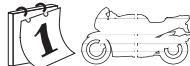
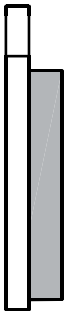
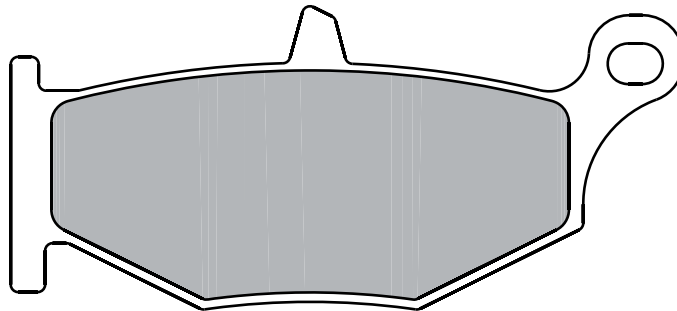




07SU32.SP 88,9x 40,1x 7,4



2



SUZUKI

600 GSR	06	•
600 GSX-R	06	•

750 GSX-R	06	•
1000 GSX R K7	07	•
1000 GSX-R-1000	09	•

1300 GSX-R Hayabusa	08	•
1340 B-KING	08	•

